

# AIDE: An Automatic Data Engine for Object Detection in Autonomous Driving

Mingfu Liang<sup>1</sup> Jong-Chyi Su<sup>2</sup> Samuel Schulter<sup>2</sup> Sparsh Garg<sup>2</sup> Shiyu Zhao<sup>3</sup>  
Ying Wu<sup>1</sup> Manmohan Chandraker<sup>2,4</sup>

<sup>1</sup> Northwestern University <sup>2</sup> NEC Laboratories America <sup>3</sup> Rutgers University <sup>4</sup> UC San Diego

## Abstract

Autonomous vehicle (AV) systems rely on robust perception models as a cornerstone of safety assurance. However, objects encountered on the road exhibit a long-tailed distribution, with rare or unseen categories posing challenges to a deployed perception model. This necessitates an expensive process of continuously curating and annotating data with significant human effort. We propose to leverage recent advances in vision-language and large language models to design an Automatic Data Engine (AIDE) that automatically identifies issues, efficiently curates data, improves the model through auto-labeling, and verifies the model through generation of diverse scenarios. This process operates iteratively, allowing for continuous self-improvement of the model. We further establish a benchmark for open-world detection on AV datasets to comprehensively evaluate various learning paradigms, demonstrating our method’s superior performance at a reduced cost.

## 1. Introduction

Autonomous vehicles (AVs) operate in an ever-changing world, encountering diverse objects and scenarios in a long-tailed distribution. This open-world nature poses a significant challenge for AV systems since it is a safety-critical application where reliable and well-trained models must be deployed. The need for continuous model improvement becomes apparent as the environment evolves, demanding adaptability to handle unexpected events. Despite the wealth of data collected on the road every minute, its effective utilization remains low due to challenges in discerning which data to leverage. While solutions exist for this in industry [1, 2], they are often trade secrets and presumably require significant human effort. Hence, developing a comprehensive automated data engine can lower entry barriers for the AV industry.

Designing automated data engines can be challenging, but the existence of Vision-Language Models (VLMs) and

This work was part of Mingfu’s internship at NEC Labs America. Email: [mingfuliang2020@u.northwestern.edu](mailto:mingfuliang2020@u.northwestern.edu)

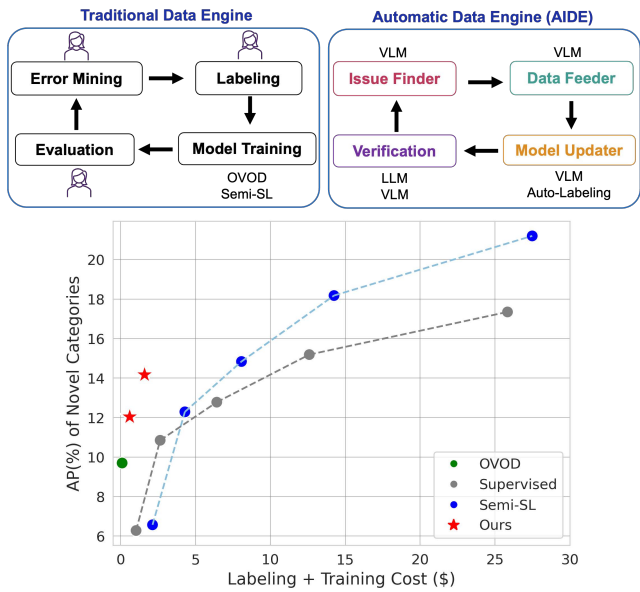


Figure 1. **Top:** Components for DevOp systems for autonomous driving. **Bottom:** With our automatic data system, we can achieve similar performance with less labeling and training costs.

Large Language Models (LLMs) allows new avenues to these hard problems. A traditional data engine can be broken down into finding issues, curating and labeling data, model training, and evaluation, all of which can benefit from automation. In this paper, we propose an Automatically Improving Data Engine (called AIDE) that leverages VLMs and LLMs to automate the data engine. Specifically, we use VLMs to identify the issue, query relevant data, auto-label data, and verify together with LLMs. The high-level steps are shown in Fig. 1 top.

In contrast to traditional data engines that rely heavily on extensive human labeling and intervention, AIDE automated the process by utilizing pre-trained VLMs and LLMs. Different from other confidential solutions in industry [1, 2], we provide our efficient solutions to lower the entry barrier. While open-vocabulary object detection (OVOD) methods [3, 4] do not require any human annotations, they are a good starting point for detecting novel objects but their

performances fall short on AV datasets compared to supervised methods. Another line of research on minimizing labeling costs is semi-supervised learning [5, 6] and active learning [7–10]. Although they generate pseudo-labels, the vast amount of data collected on the road is still not fully utilized, in contrast with our method which leverages pre-trained VLMs and LLMs for better data utilization.

The detailed steps of AIDE are shown in Fig. 2. In the **Issue Finder**, we use a dense captioning model to describe the image in detail, then match if the objects in the description are included in the label spaces or the predictions. This is based on the reasonable but previously unexploited assumption that large image captioning models are more robust starting points in zero-shot settings than OVOD (Tab. 3). The next step is to find relevant images that could contain the novel category using our **Data Feeder**. We find that VLM gives more accurate image retrieval than using image similarity to retrieve images (Tab. 4). We then use our existing label space plus the novel category to prompt the OVOD method, i.e., OWL-v2 [11], to generate predictions on the queried images. To filter these pseudo predictions, we use CLIP to perform zero-shot classification on the pseudo-boxes to generate pseudo-labels for the novel categories. Last, we exploit the LLM, e.g., ChatGPT [12], in **Verification** to generate diverse scene descriptions given the novel objects. Given the generated description, we again use VLM to query relevant images to evaluate the updated model. To ensure the correctness, we ask humans to review if the predictions of the novel categories are correct. If it is not, we ask humans to provide ground-truth labels, which are used to further improve the model. (Fig. 6)

To verify the effectiveness of our AIDE, we propose a new benchmark on existing AV datasets to comprehensively compare our AIDE with other paradigms. With our **Issue Finder**, **Data Feeder**, and **Model Updater**, we bring 2.3% Average Precision (AP) improvement on the novel categories compared with OWL-v2 without any human annotations and also surpass OWL-v2 by 8.9% AP on known categories (Tab. 1). We also show that with a single round of **Verification**, our automatic data engine can further bring 2.2% AP on novel categories without forgetting the known categories, as shown in Fig. 1. To summarize, our contributions are two-fold:

- We propose a novel design paradigm for an automatic data engine for autonomous driving as automatic data querying and labeling with VLM and continual learning with pseudo labels. When scaling up for novel categories, this approach achieves an excellent trade-off between detection performance and data cost.
- We introduce a new benchmark to evaluate such automated data engines for AV perception that allows combined insights across multiple paradigms of open vocabulary detection, semi-supervised, and continual learning.

## 2. Related Works

**Data Engine for Autonomous Vehicles (AV)** Exploiting large-scale data collected by AV is crucial to speed up the iterative development of the AV system [13]. Existing literature mostly focuses on developing general [14, 15] learning engines or specific [16] data engines, and most of them [17, 18] mainly focus on the model training part. However, a fully functional AV data engine requires issue identification, data curation, model retraining, verification, etc. A thorough examination reveals a lack of systematic research papers or literature that delves deeply into AV data engines in academia, where a recent survey [13] also underscores the lack of study in this context. On the other hand, existing solutions [1, 2] for AV data systems mainly rely on the design of data infrastructure and still need lots amount of human effort and intervention, thus limiting their maintenance simplicity, affordability, and scalability. In contrast, the present paper exploits the burgeoning progress of vision language models (VLMs) [19–21] to design our data engine, where their strong open-world perception capability largely improves our engine’s extendability and makes it more affordable to scale up our AVs on detecting novel categories. To our best knowledge, this paper is also the first work that provides a systematic design of data engines for AVs with the integration of VLMs.

**Novel Object Detection** Conventional 2D object detection has made enormous progress [22, 23] in the last decades, while its closed-set label space makes unseen category detection infeasible. On the other hand, open-vocabulary object detection (OVOD) [4, 24–39] methods promises to detect anything by a simple text prompting. However, their performances are still inferior to closed-set object detection since they must balance the specificity of pre-trained categories and the generalizability of unseen categories. To scale up the capacity of open-vocabulary detector (OVD), recent works either pre-train OVD with weak annotations (e.g., image captions) [40], or perform self-training on daily object datasets [41, 42] or web-scale datasets [4, 43]. However, balancing the trade-off between improving the novel categories while mitigating the catastrophic forgetting of the known categories is still an open problem that has not been resolved [11], making it hard to adapt to task-specific applications like autonomous driving.

On the other hand, limited research has focused on novel object detection for AVs. This is especially crucial because a false-negative detection of unseen objects may result in fatal consequences for AVs. Existing OVOD methods mostly benchmark on datasets of general objects [42, 44] while putting little attention on AV datasets [45–50]. Different from the pursuit of generality in OVOD, perception in AVs has its domain concerns oriented from the image-capturing process by on-car cameras and the object categories due to the scene prior (e.g., road/street objects), which demands

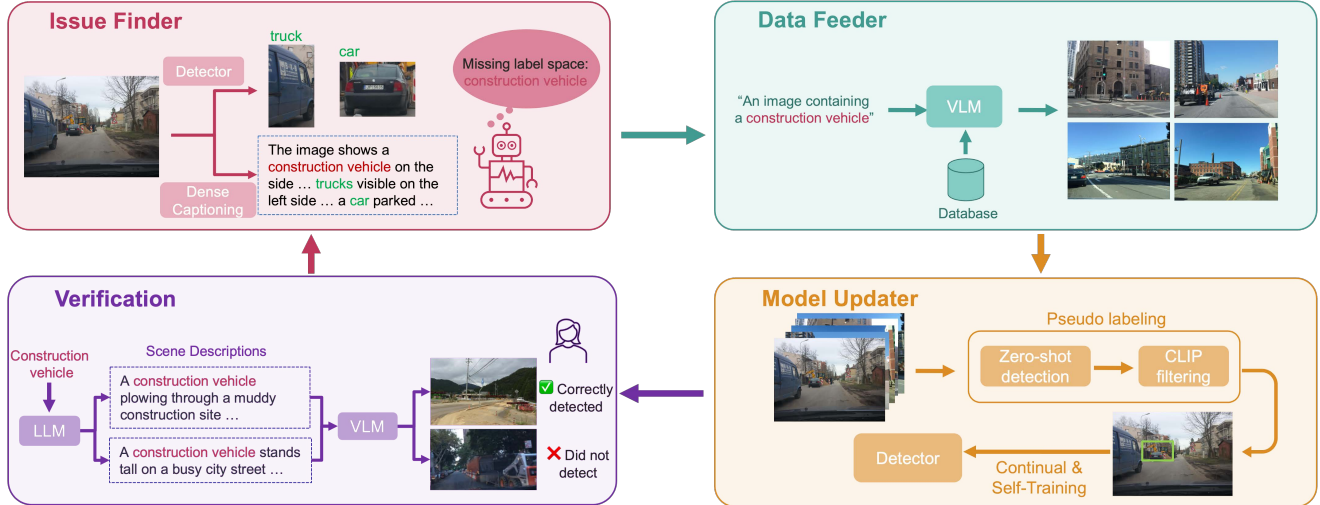


Figure 2. Our design of the automatic data engine includes **Issue Finder**, **Data Feeder**, **Model Updater**, and **Verification**. The **Issue Finder** automatically identifies novel categories using the dense captioning model. In the **Data Feeder**, we employ VLMs to efficiently search for relevant data for training, significantly reducing the inference time for generating pseudo-labels in the subsequent steps and filtering out unrelated images for training. The model is updated in the **Model Updater** using auto-labeling by VLMs, enabling the recognition of novel categories without incurring any labeling costs. To verify the model, in **Verification**, we use LLMs to generate descriptions of variations in scenarios and then assess predictions on images queried by VLMs.

task-specific design to enable efficient and scalable system to iteratively enhance AVs on detecting novel objects during its lifecycle. To strike a better trade-off between specificity and generality, our proposed AIDE iteratively extends the closed-set detector’s label space so that we can retain decent performance on both novel and known categories for better detection.

**Semi-Supervised Learning (Semi-SL) and Active Learning (AL)** As AVs keep collecting data in operation, a native solution to enable novel category detection is to manually identify the novel category over a collected unlabeled data pool, label them, and then train the detector. Semi-SL [5, 6, 9, 51–54] and AL [8, 10, 18, 55–58] seem to help as they require only a small amount of labeled data to initialize the training. However, labeling even a small amount of data for novel categories will be challenging and costly when given a vast amount of unlabeled data [8, 56, 59–61] by AVs. Moreover, both Semi-SL and AL assume that the labeled and unlabeled data come from the same distribution [51, 62, 63] and share the same label space. However, this assumption does not hold when new categories emerge, inevitably leading to changes in the label space. Naive fine-tuning of the detector only on the novel categories will lead to catastrophic forgetting [64–66] of known categories learned previously. However, Semi-SL methods for object detection do not consider continual learning, while existing continual semi-supervised learning methods [67–70] are also specific to image classification, which is not applicable for object detection.

### 3. Method

This section demonstrates our proposed AIDE, composed of four components: **Issue Finder**, **Data Feeder**, **Model Updater**, and **Verification**. The **Issue Finder** automatically identifies missing categories in the existing label space by comparing detection results and dense captions given an image. This triggers the **Data Feeder** to perform text-guided retrieval for relevant images from the large-scale image pool collected by AVs. The **Model Updater** then automatically labels queried images and continuously trains the novel category with pseudo-labels on the existing detector. The updated detector is then passed to the **Verification** module to evaluate under different scenarios and trigger a new iteration if needed. We outline our systematic design in Fig. 2.

#### 3.1. Issue Finder

Given the large amount of unlabeled data collected by AVs in daily operation, identifying the missing category of existing label space is difficult as it requires humans to extensively compare the detection results and image context to spot the difference, which hinders the AV system’s iterative development. To ease the difficulty, we consider the multi-modality dense captioning (MMDC) models to automate the process. As the MMDC models like Otter [20] are trained with several million multi-modal in-context instruction tuning datasets, they can provide fine-grained and comprehensive descriptions of the scene context as shown in Fig. 3, and we conjecture that they may be more likely to return a synonym to the sought label of the novel category



Figure 3. Examples of the **Issue Finder**. We use Otter [20] to generate detailed descriptions of an image, then identify the novel category that is missing in the label space (shown in red).




Figure 4. Visualization of the queried images from **Data Feeder** on three novel categories.

than an OVOD method to detect a bounding box for the novel category. Specifically, an unlabeled image will pass to both the detector deployed on-car and the MMDC model to get the list of predicted categories and the detailed captions of the image, respectively. By basic text processing, we can readily identify the novel category the model can not detect. In that case, our data engine will trigger the **Data Feeder** to query relevant images for incrementally training the detector to extend its label space correspondingly.

### 3.2. Data Feeder

The purpose of **Data Feeder** is to first query meaningful images that could contain the novel category. The goal is to (1) reduce the search space for pseudo-labeling and accelerate pseudo-labeling in **Model Updater**, and (2) remove trivial or unrelated images during training so we can reduce training time while also improving performance. This is especially important in real-world scenarios where a large amount of data can be collected every day. As novel categories can be arbitrary and open-vocabulary, a naive solution is to search similar images like the input image of **Issue Finder** by exploiting the feature similarity, e.g., via similarity of the image feature by CLIP [71]. However, we find that the image similarity cannot reliably identify sufficient numbers of relevant images due to the high variety of the AV datasets (see

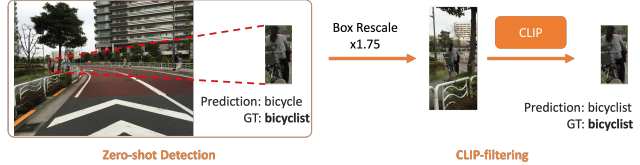


Figure 5. Our two-stage pseudo-labeling for **Model Updater**: generate boxes by zero-shot detection and label by CLIP filtering.

Tab. 4). Instead, our **Data Feeder** utilizes the VLMs to perform text-guided image retrieval on the image pool to query for relevant images related to the novel categories. We consider BLIP-2 [21] given its strong open-vocabulary text-guided retrieval capability. Precisely, given an image and a specific text input, we measure the cosine similarity between their embeddings from BLIP-2 and only retrieve the top- $k$  images for further labeling in our **Model Updater**. For the text prompt, we experiment with common prompt engineering practice [71] and find that a template like “*An image containing {}*” can readily provide good precision and recall for the novel categories in practice. Fig. 4 shows some examples of retrieved images.

### 3.3. Model Updater

The goal of our **Model Updater** is to make our detector learn to detect novel objects without human annotations. To this end, we perform pseudo-labeling on the images queried by the **Data Feeder** and then use them to train our detector.

#### 3.3.1 Two-Stage Pseudo-Labeling

Motivated by the previous success in pseudo-labeling for object detection [41], we designed our pseudo-labeling procedure with two parts: box and label generation. Such a two-stage framework can help us better dissect the issue of pseudo-label generation and improve the label generation quality. Box generation aims to identify as many object proposals in the image as possible, i.e., high recall for localizing novel categories, to guarantee a sufficient number of candidates for label generation. To this end, region proposal networks (RPN) pretrained with closed-set label space [41] and the open vocabulary detectors (OVD) [11] can be considered, where the former can localize generic objects while the latter can perform text-guided localization. We observe that the SOTA OVD, i.e., OWL-v2 [11] that has been self-trained on web-scale datasets [43], exhibits a higher recall to localize novel categories compared to the RPN. We conjecture that proposals of RPN may be readily biased toward the pre-trained categories.

Thus, we choose OWL-v2 as our zero-shot detector to get the box proposal. Specifically, we append the novel category name provided by **Issue Finder** to our existing label space and create the text prompts, then we prompt the

OWL-v2 to inference on an image. Note that we only retain the box proposals and remove the labels from the OWL-v2’s predictions. This is because we empirically find that OWL-v2 can not achieve reliable precision on the novel categories presented in AV datasets, e.g., less than 10% AP averaging over the novel categories in AV datasets [45, 50], while it can get >40% AP on novel categories of LVIS [42] datasets. We conjecture that this performance degradation may come from the domain shift of the images collected in the AV scenario. For instance, the pretraining data of OWL-v2 mainly comes from the daily image captured by humans from a close distance. However, the street objects are always small in the image due to their long distance from the on-car camera, and the aspect ratio of the image presented in AV datasets is relatively large, making OWL-v2 hard to classify the correct label of the object proposals.

Motivated by this insight, we consider conducting another round of label filtering with CLIP [71] to purify the predictions of the OWL-v2 and generate the pseudo labels. Specifically, we pass the box prediction by OWL-v2 to the original CLIP model [71] for zero-shot classification (ZSC), as shown in Fig. 5. To mitigate the potential issue of the aspect ratio mentioned above, we increase the box size to crop the image and then send the cropped image patch to CLIP for ZSC. This can involve more scene contextual information to help the CLIP better differentiate between the novel and known categories. Regarding the label space for CLIP to do zero-shot classification, we first create a base label space, which is a combination of the label space from datasets we have pre-trained and COCO [44], to ensure that we can mostly cover daily objects that would probably be present in the street. The base label space will automatically extend when the **Issue Finder** identifies novel categories not in the base label space.

### 3.3.2 Continual Training with Pseudo-labels

Directly training our existing detector on the pseudo-labels of novel categories presents a challenge, as these labels may lead the detector to overfit and catastrophically forget the known categories. The issue arises because the unlabeled data can contain both novel and known categories that the detector has previously learned. Without labels for those known categories and only having labels for novel categories, the model may incorrectly suppress predictions for known categories, focusing solely on predicting novel categories. As training progresses, the known categories gradually fade from memory. To address this issue, we draw inspiration from existing self-training strategies and include the pseudo-labels of the known categories that have been trained on. Consequently, our existing detector is updated with the pseudo-labels of both novel and known categories. To obtain pseudo-labels for the known categories, we first



Figure 6. Visualization on the **Verification**. **LLM output**: We use LLM to generate descriptions of the novel category with variations of the scenarios. **Queried image**: For each description, we use VLM to query images from our training data. **Verification**: we let humans review whether the novel category has been detected.

use our detector to infer data before applying OWL-v2 to the data. Empirically, we find that including pseudo-labels for known categories helps the model distinguish between known and novel categories, boosting the performance of novel categories and mitigating the catastrophic forgetting issues associated with known categories. Additionally, acknowledging that pseudo-labels for both known and novel categories may not be perfect, we filter the pseudo-labels. For known categories, we only use pseudo-labels with high predicted confidence from our detector. For novel categories, we have already incorporated CLIP to filter pseudo-labels, as mentioned in Section 3.3.1.

### 3.4. Verification

The **Verification** step aims to evaluate whether the updated detector can detect the novel categories under different scenarios, to ensure the model can handle unexpected or unseen scenarios. To this end, we prompt the ChatGPT [12] with the name of novel categories to generate diverse scene descriptions. These descriptions contain variations of the scenarios, such as different appearances of the objects, surrounding objects, time of the day, weather conditions, etc. For each scene description, we again use BLIP-2 to query relevant images, which are used to test the model’s robustness. To ensure the correctness, we ask humans to review if the predictions for the novel categories are correct. If the predictions are correct, the detector has passed the unit test. Otherwise, we ask humans to provide the ground-truth label, which can be used to further improve the model. Compared to existing solutions that have humans manually examine the model prediction one by one, our **Verification** ex-

Method	Algorithm	Cost (\$)		Accuracy (%)		
		Training	Labeling	Novel	Known	Forgetting
Fully-Supervised		0.3	1005.2	24.1	29.9	-
Open Vocabulary Object Detection	OwL-ViT [4]	0.9	0	2.0	5.5	-
	OwL-v2 [11]	0.9	0	9.7	17.9	-
Semi-Supervised Learning	Unbiased Teacher-v1 [5]	1.1	1.0	6.3	1.2	-28.7
AIDE (Ours)	w/o <b>Data Feeder</b>	5.7	0	10.1	26.8	-3.1
	w/ <b>Data Feeder</b>	0.6	0	12.0	26.6	-3.3

Table 1. Cost and accuracy for fully-supervised, open-vocabulary object detection, semi-supervised learning, and our data engine (AIDE) to detect one novel category from Mapillary and nuImages. We initialize Semi-SL and ours with the same detector.

Method → Algorithm →	OVOD OWL-v2 [11]	Supervised Training					Semi-SL UTeacher-v1 [5]	AIDE (Ours)	
#Labels per Category →	0	10	20	50	All	10	w/o <b>Data Feeder</b>	w/ <b>Data Feeder</b>	
Mapillary motorcyclist	4.0	5.9	12.4	13.7	19.6	8.3	4.0	8.4	
Mapillary bicyclist	0.9	8.9	10.8	12.4	22.4	3.5	7.7	11.9	
nuImages construction vehicle	4.7	3.4	8.4	7.3	22.6	4.3	5.4	5.7	
nuImages trailer	3.6	0.3	1.3	1.9	13.6	0.4	2.2	3.7	
nuImages traffic cone	35.3	12.9	21.4	28.5	42.2	16.4	31.0	30.7	
Average	9.7	6.3	10.9	12.8	24.1	6.6	10.1	12.0	

Table 2. Per-category accuracy (AP %) on novel categories with different methods.

exploits the LLM to facilitate the search for potential failure cases by diverse scene generation, where the search cost can be largely saved, and the cost of verifying a correct detection or even fixing an incorrect one is lower.

## 4. Experiments

### 4.1. Experimental Setting

**Datasets and Novel Categories Selection** In reality, the AV system can hardly train with a single source of data, e.g., AVs may operate in various locations in the world to collect data. To simulate such a nature faithfully, we leverage the existing AV datasets to jointly train our closed-set detector, including Mapillary [50], Cityscapes [47], nuImages [45], BDD100k [49], Waymo [46], and KITTI [48]. We use this pretrained detector as the initialization for the supervised training, Semi-SL, and our AIDE for a fair comparison. There are 46 categories in total after combining the label spaces. To simulate the novel categories and ensure that the selected categories are meaningful and crucial for AV in the street, we choose 5 categories as novel categories: “motorcyclist” and “bicyclist” from Mapillary, “construction vehicle”, “trailer”, and “traffic cone” from nuImages. The rest 41 categories are set as known. We remove all the annotations for these categories in our joint datasets and also remove the related categories with similar semantic meanings, e.g., “bicyclist” vs “cyclist”. We attach more details of the dataset statistics in the supplementary material.

**Methods for Comparison** To our knowledge, there is little work about the systematic design for automatic data en-

gines tailored to the novel object detection for AV systems. Thus, it is hard to identify a comparable counterpart for our AIDE. To this end, we dissect our evaluation into two parts: (1) compare to alternative detection methods and learning paradigms on the performance of novel object detection; (2) ablation study and analysis of each step of the automatic data engine. For (1), as our AIDE can enable the detector to detect novel categories without any labels, we first compare our method with the zero-shot OVOD methods on novel categories’ performance. Moreover, to show the efficiency and effectiveness of our AIDE in reducing label cost, we further compare with semi-supervised learning (Semi-SL) and fully supervised learning that trains the detector with different ratios of ground-truth labels. Specifically, we compare our data engine to state-of-the-art (SOTA) OVOD methods like OWL-v2 [11], OWL-ViT [4], and Semi-SL methods like Unbiased Teacher [5, 6].

**Experimental Protocols** We treat each of the five selected classes as novel classes and conduct experiments separately to simulate the scenario that one novel class has been identified at a time by our **Issue Finder**. For Semi-SL methods, we provide different numbers of ground-truth images for training. Each image could contain one or multiple objects of the novel category. We evaluate all comparison methods on the dataset of the novel category for a fair comparison.

**Evaluation** As our AIDE automates the whole data curation, model training, and verification process for the AV system, we are interested in how our engine can strike a balance between the cost of searching and labeling images

and the performance on novel object detection. We measure the human labeling costs [72] and also the GPU inference costs [73], i.e., the usage of VLMs/LLMs in our AIDE and training the model with pseudo labeled for our AIDE or with ground-truth labels for comparison methods, denoted as ‘Labeling + Training Cost’ in Fig. 1. The labeling cost for a bounding box is \$0.06 [72], and the GPU cost is \$1.1 per hour [73]. The cost of ChatGPT is negligible ( $< \$0.01$ ).

**Experimental Details** Given the real-time requirement for inference, we choose the Fast-RCNN [22] as our detector instead of OVOD methods like OWL-ViT [4] as the FPS for OWL-ViT is only 3. We run our AIDE to iteratively scale up its capability of detecting novel objects. For multi-dataset training, we follow the same recipe from [74]. For each novel category, we train for 3000 iterations with the learning rate of  $5e-4$ , and we use the same hyperparameter for all the comparison methods if they require training. We attach our full experimental details in the supplementary material.

## 4.2. Overall Performance

In this section, we provide the overall performance of novel object detection after running our AIDE for a complete cycle. Our results are shown in Fig. 1 and Tab. 1. Compared to the SOTA OVOD method, Owl-v2 [11], our method outperforms by 2.3%AP on novel categories and 8.7%AP on known categories, showing that our AIDE can benefit from mining the open-vocabulary knowledge from OVOD method. This is due to our simple yet effective continual training strategy described in Section 3.3.2. Moreover, our AIDE suffers much less from catastrophic forgetting compared to Semi-SL methods, since current Semi-SL methods for object detection do not contain continual learning settings. Existing works on continual semi-supervised learning [67, 70] only consider image classification and are not applicable to object detection. Combining our AIDE with and without the Data Feeder makes it apparent that our Data Feeder can sufficiently reduce the inference time cost as the Data Feeder can pre-filter irrelevant images, and the Model Updater only needs to assign pseudo-labels on a small number of relevant images. Tab. 1 shows that pre-filtering leads to better AP on novel categories.

## 4.3. Analysis on AIDE

In the following subsections, we will dissect each part of our AIDE to validate our design choice.

### 4.3.1 Issue Finder

As mentioned in Section 3.1, the main goal of our Issue Finder is to automatically identify categories that do not exist in our label space. To this end, we evaluate the success rate of automatically identifying the novel categories. We find that dense captioning models can automatically predict

Dataset	Category Name	Dense Captioning Precision (%)	OVOD AP50 (%)
Mapillary	motorcyclist	83.3	9.5
Mapillary	bicyclist	89.5	1.6
nuImages	const. vehicle	65.6	12.9
nuImages	trailer	24.7	7.1
nuImages	traffic cone	87.9	60.3
Average		70.2	18.3

Table 3. Comparing with using OVOD to identify and localize novel categories, Dense Captioning better predicts missing categories more reliably in our Issue Finder.

Dataset	Category	Image similarity	VLM Retrieval	
			CLIP	BLIP-2
Mapillary	motorcyclist	22.6	19.0	50.4
Mapillary	bicyclist	17.9	28.8	50.5
nuImages	const. vehicle	14.2	51.2	55.6
nuImages	trailer	10.5	23.3	16.5
nuImages	traffic cone	29.5	47.3	99.3
Average		18.9	33.9	54.5

Table 4. Ablation studies of the Data Feeder. We report accuracy (%) of the top- $k$  images queried by image similarity search and text-based retrieval with VLM, i.e., CLIP and BLIP-2.

if the image contains the novel categories more precisely, compared to using OVOD methods to identify and localize novel objects when they are given the names of the novel categories, as shown in Tab. 3. Note that the goal here is to only identify the missing categories, hence we choose to use dense captions here and leverage OVOD to help localize the novel object in the later steps.

### 4.3.2 Data Feeder

The goal of the Data Feeder is to curate relevant data from a large pool of images with high precision. We compare several choices, including image similarity search by CLIP feature, and text-guided image retrieval by VLMs, i.e., BLIP-2 and the CLIP. We report the accuracy of top- $k$  queried images over different categories in Tab. 4, showing that image similarity search is inferior to VLMs. This is because the novel categories can have large intra-class variations, and thus only one image may not be representative of finding sufficient amounts of relevant images. Compared with CLIP, our choice of BLIP-2 performs better on average.

### 4.3.3 Model Updater

We ablate the design choices for our box and pseudo-label generation. For box generation, we compare our choice of using box proposals from OWL-v2 with using proposals from VL-PLM [41], which generates box proposals by the region proposal network (RPN) of MaskRCNN [75] pre-

Category	SAM	VL-PLM	w/o CLIP	ex. known	Ours
motorcyclist	0.5	10.1	3.3	2.8	8.4
bicyclist	2.8	6.5	3.2	2.1	11.9
const. vehicle	1.4	4.3	4.0	3.5	5.7
trailer	0.4	0.4	2.0	1.1	3.7
traffic cone	14.5	10.4	30.0	30.9	30.7
Average AP (%)	3.9	6.3	8.5	8.1	12.0

Table 5. Ablation of **Model Updater** on box generation with SAM and VL-PLM, label generation without CLIP filtering, and continual training excluded pseudo labels of known categories.

Dataset	Category	Diversity (%)
Mapillary	motorcyclist	57.6
Mapillary	bicyclist	62.2
nuImages	const. vehicle	77.0
nuImages	trailer	82.0
nuImages	traffic cone	70.4
Average		69.8

Table 6. Our **Verification** step can indeed find diverse scenarios. The diversity is measured by the number of distinct images among 100 queried images using descriptions generated by ChatGPT.

trained on COCO. We also compare with using proposals from Segment Anything model (SAM) [16], specifically we use the FastSAM [76] since it is faster in inference while having the same performance as SAM. As shown in the ablation studies in Tab. 5, our choice of using OWL-v2 is the best among using VL-PLM and SAM. We observe that SAM may generate many small objects with no semantic meaning, suppressing the effective amount of pseudo-labels. This is expected as the pre-training of SAM does not use semantic labels. For label generation, we compare with using OWL-v2 prediction directly without filtering by CLIP, i.e., “w/o CLIP”, showing that filtering labels with CLIP is necessary. Last, compared with training our detector without pseudo-labels of known category, denoted as “ex. known”, we outperform by 3.9% AP on novel categories. Moreover, the AP of known categories without using pseudo-label is only 1.58%, while Ours is 26.6% as shown in Tab. 1. This verifies the effect of using pseudo-labels of known categories as discussed in Sec. 3.3.2.

#### 4.3.4 Verification

The goal of the **Verification** is to evaluate the detector’s robustness and to verify the performance under diverse scenarios. Humans only need to examine if the predictions are correct in each scenario which reduces the monitoring cost since the scenarios are diverse and it takes less time to check the predictions than to annotate. To test if the generated scenarios are diverse, we measure the number of unique images among 100 images queried by generated descriptions and repeat the process ten times. As shown in Tab. 6, our **Veri-**



Figure 7. Visualization on the **Verification**. **Left:** In the queried image from the training set for verification, the model is not predicting the motorcyclist. **Middle:** Similarly on the queried image from the validation set, the model is not predicting the motorcyclist. **Right:** After updating the model again, our model can successfully predict the motorcyclist.

**fication** can indeed find diverse scenarios, as 69.8% images are distinct on average, even on such small training datasets.

If the prediction is incorrect, we can ask annotators to label the images, which are used to further improve the detector. To this end, we randomly select 10 LLM-generated descriptions, for which top-1 retrieved image (based on BLIP-2 cosine similarity) was predicted incorrectly, and labeled these 10 images to update our detector by **Model Updater**. As shown in Fig. 7, after updating the model with a few human supervisions, our model can successfully predict the object, e.g., the motorcyclist in the figure, which was missed before. For the overall performance, we achieve 14.2% AP on novel categories, which improves our zero-shot performance by 2.2% AP, while the total cost only increases to \$1.59. This is still less than \$2.1 of semi-supervised learning, and our AP for known categories remains 26.6% after **Verification**.

## 5. Conclusion

We proposed an Automatic Data Engine (AIDE) that can automatically identify the issues, efficiently curate data, improve the model using auto-labeling, and verify the model through generated diverse scenarios. By leveraging VLMs and LLMs, our pipeline reduces labeling and training costs while achieving better accuracies on novel object detection. The process operates iteratively which allows continuous improvement of the model, which is critical for autonomous driving systems to handle expected events. We also establish a benchmark for open-world detection on AV datasets, demonstrating our method’s better performance at a reduced cost. One of the limitations of AIDE is that VLM and LLM can hallucinate in issue finder and verification. Despite the effectiveness of AIDE, for a safety-critical system, some human oversight is always recommended.

**Acknowledgements** This work was supported in part by National Science Foundation grant IIS-2007613.



## References

- [1] Tesla autonomy day, howpublished = <https://www.youtube.com/live/ucp0ttmvqoe?si=bwinmhvsuzthivax>. 1, 2
- [2] Cruise’s continuous learning machine predicts the unpredictable on san francisco roads, howpublished = <https://medium.com/cruise/cruise-continuous-learning-machine-30d60f4c691b>. 1, 2
- [3] Tyler LaBonte, Yale Song, Xin Wang, Vibhav Vineet, and Neel Joshi. Scaling novel object detection with weakly supervised detection transformers. In *Proceedings of the IEEE/CVF Winter Conference on Applications of Computer Vision*, pages 85–96, 2023. 1
- [4] Matthias Minderer, Alexey Gritsenko, Austin Stone, Maxim Neumann, Dirk Weissenborn, Alexey Dosovitskiy, Aravindh Mahendran, Anurag Arnab, Mostafa Dehghani, Zhuoran Shen, et al. Simple open-vocabulary object detection. In *European Conference on Computer Vision*, pages 728–755. Springer, 2022. 1, 2, 6, 7, 4
- [5] Yen-Cheng Liu, Chih-Yao Ma, Zijian He, Chia-Wen Kuo, Kan Chen, Peizhao Zhang, Bichen Wu, Zsolt Kira, and Peter Vajda. Unbiased teacher for semi-supervised object detection. *arXiv preprint arXiv:2102.09480*, 2021. 2, 3, 6, 1, 7, 8
- [6] Yen-Cheng Liu, Chih-Yao Ma, and Zsolt Kira. Unbiased teacher v2: Semi-supervised object detection for anchor-free and anchor-based detectors. In *Proceedings of the IEEE/CVF Conference on Computer Vision and Pattern Recognition*, pages 9819–9828, 2022. 2, 3, 6
- [7] Ozan Sener and Silvio Savarese. Active learning for convolutional neural networks: A core-set approach. *arXiv preprint arXiv:1708.00489*, 2017. 2
- [8] Ismail Elezi, Zhiding Yu, Anima Anandkumar, Laura Leal-Taixe, and Jose M Alvarez. Not all labels are equal: Rationalizing the labeling costs for training object detection. In *Proceedings of the IEEE/CVF Conference on Computer Vision and Pattern Recognition*, pages 14492–14501, 2022. 3
- [9] Suraj Kothawade, Saikat Ghosh, Sumit Shekhar, Yu Xiang, and Rishabh Iyer. Talisman: targeted active learning for object detection with rare classes and slices using submodular mutual information. In *European Conference on Computer Vision*, pages 1–16. Springer, 2022. 3
- [10] Mengyao Lyu, Jundong Zhou, Hui Chen, Yijie Huang, Dongdong Yu, Yaqian Li, Yandong Guo, Yuchen Guo, Liuyu Xiang, and Guiguang Ding. Box-level active detection. In *Proceedings of the IEEE/CVF Conference on Computer Vision and Pattern Recognition*, pages 23766–23775, 2023. 2, 3
- [11] Matthias Minderer, Alexey A. Gritsenko, and Neil Houlsby. Scaling open-vocabulary object detection. In *Thirty-seventh Conference on Neural Information Processing Systems*, 2023. 2, 4, 6, 7, 1, 3, 8
- [12] Introducing chatgpt, howpublished = <https://openai.com/blog/chatgpt>. 2, 5, 1, 4
- [13] Li Chen, Penghao Wu, Kashyap Chitta, Bernhard Jaeger, Andreas Geiger, and Hongyang Li. End-to-end autonomous driving: Challenges and frontiers. *arXiv preprint arXiv:2306.16927*, 2023. 2
- [14] Xinlei Chen, Abhinav Shrivastava, and Abhinav Gupta. Neil: Extracting visual knowledge from web data. In *Proceedings of the IEEE international conference on computer vision*, pages 1409–1416, 2013. 2
- [15] Tom Mitchell, William Cohen, Estevam Hruschka, Partha Talukdar, Bishan Yang, Justin Betteridge, Andrew Carlson, Bhavana Dalvi, Matt Gardner, Bryan Kisiel, et al. Never-ending learning. *Communications of the ACM*, 61(5):103–115, 2018. 2
- [16] Alexander Kirillov, Eric Mintun, Nikhila Ravi, Hanzi Mao, Chloe Rolland, Laura Gustafson, Tete Xiao, Spencer Whitehead, Alexander C Berg, Wan-Yen Lo, et al. Segment anything. In *ICCV*, 2023. 2, 8
- [17] Bin Yang, Min Bai, Ming Liang, Wenyuan Zeng, and Raquel Urtasun. Auto4d: Learning to label 4d objects from sequential point clouds. *arXiv preprint arXiv:2101.06586*, 2021. 2
- [18] Charles R Qi, Yin Zhou, Mahyar Najibi, Pei Sun, Khoa Vo, Boyang Deng, and Dragomir Anguelov. Offboard 3d object detection from point cloud sequences. In *Proceedings of the IEEE/CVF Conference on Computer Vision and Pattern Recognition*, pages 6134–6144, 2021. 2, 3
- [19] Vishal Thengane, Salman Khan, Munawar Hayat, and Fahad Khan. Clip model is an efficient continual learner. *arXiv preprint arXiv:2210.03114*, 2022. 2
- [20] Bo Li, Yuanhan Zhang, Liangyu Chen, Jinghao Wang, Jingkang Yang, and Ziwei Liu. Otter: A multi-modal model with in-context instruction tuning. *arXiv preprint arXiv:2305.03726*, 2023. 3, 4
- [21] Junnan Li, Dongxu Li, Silvio Savarese, and Steven Hoi. Blip-2: Bootstrapping language-image pre-training with frozen image encoders and large language models. *arXiv preprint arXiv:2301.12597*, 2023. 2, 4
- [22] Ross Girshick. Fast r-cnn. In *Proceedings of the IEEE international conference on computer vision*, pages 1440–1448, 2015. 2, 7
- [23] Nicolas Carion, Francisco Massa, Gabriel Synnaeve, Nicolas Usunier, Alexander Kirillov, and Sergey Zagoruyko. End-to-end object detection with transformers. In *European conference on computer vision*, pages 213–229. Springer, 2020. 2
- [24] Juan-Manuel Perez-Rua, Xiatian Zhu, Timothy M Hospedales, and Tao Xiang. Incremental few-shot object detection. In *Proceedings of the IEEE/CVF Conference on Computer Vision and Pattern Recognition*, pages 13846–13855, 2020. 2
- [25] Akshay Dhamija, Manuel Gunther, Jonathan Ventura, and Terrance Boulton. The overlooked elephant of object detection: Open set. In *Proceedings of the IEEE/CVF Winter Conference on Applications of Computer Vision*, pages 1021–1030, 2020.
- [26] Dahun Kim, Tsung-Yi Lin, Anelia Angelova, In So Kweon, and Weicheng Kuo. Learning open-world object proposals without learning to classify. *IEEE Robotics and Automation Letters*, 7(2):5453–5460, 2022.
- [27] Kuniaki Saito, Ping Hu, Trevor Darrell, and Kate Saenko. Learning to detect every thing in an open world. In *European*

- Conference on Computer Vision*, pages 268–284. Springer, 2022.
- [28] Maria A Bravo, Sudhanshu Mittal, and Thomas Brox. Localized vision-language matching for open-vocabulary object detection. In *DAGM German Conference on Pattern Recognition*, pages 393–408. Springer, 2022.
- [29] Zhaowei Cai, Gukyeong Kwon, Avinash Ravichandran, Erhan Bas, Zhuowen Tu, Rahul Bhotika, and Stefano Soatto. X-detr: A versatile architecture for instance-wise vision-language tasks. In *European Conference on Computer Vision*, pages 290–308. Springer, 2022.
- [30] Chuang Lin, Peize Sun, Yi Jiang, Ping Luo, Lizhen Qu, Ghohamreza Haffari, Zehuan Yuan, and Jianfei Cai. Learning object-language alignments for open-vocabulary object detection. In *The Eleventh International Conference on Learning Representations*, 2023.
- [31] Jiyang Zheng, Weihao Li, Jie Hong, Lars Petersson, and Nick Barnes. Towards open-set object detection and discovery. In *Proceedings of the IEEE/CVF Conference on Computer Vision and Pattern Recognition*, pages 3961–3970, 2022.
- [32] KJ Joseph, Salman Khan, Fahad Shahbaz Khan, and Vineeth N Balasubramanian. Towards open world object detection. In *Proceedings of the IEEE/CVF conference on computer vision and pattern recognition*, pages 5830–5840, 2021.
- [33] Zhipeng Bao, Pavel Tokmakov, Allan Jabri, Yu-Xiong Wang, Adrien Gaidon, and Martial Hebert. Discovering objects that can move. In *Proceedings of the IEEE/CVF Conference on Computer Vision and Pattern Recognition*, pages 11789–11798, 2022.
- [34] Sagar Vaze, Kai Han, Andrea Vedaldi, and Andrew Zisserman. Generalized category discovery. In *IEEE Conference on Computer Vision and Pattern Recognition*, 2022.
- [35] Enrico Fini, Enver Sangineto, Stéphane Lathuilière, Zhun Zhong, Moin Nabi, and Elisa Ricci. A unified objective for novel class discovery. In *Proceedings of the IEEE/CVF International Conference on Computer Vision*, pages 9284–9292, 2021.
- [36] Xiuye Gu, Tsung-Yi Lin, Weicheng Kuo, and Yin Cui. Open-vocabulary object detection via vision and language knowledge distillation. In *International Conference on Learning Representations*, 2022.
- [37] Dahun Kim, Anelia Angelova, and Weicheng Kuo. Region-aware pretraining for open-vocabulary object detection with vision transformers. In *Proceedings of the IEEE/CVF Conference on Computer Vision and Pattern Recognition*, pages 11144–11154, 2023.
- [38] Weicheng Kuo, Yin Cui, Xiuye Gu, AJ Piergiovanni, and Anelia Angelova. Open-vocabulary object detection upon frozen vision and language models. In *The Eleventh International Conference on Learning Representations*, 2023.
- [39] Hao Zhang, Feng Li, Xueyan Zou, Shilong Liu, Chunyuan Li, Jianwei Yang, and Lei Zhang. A simple framework for open-vocabulary segmentation and detection. In *Proceedings of the IEEE/CVF International Conference on Computer Vision*, pages 1020–1031, 2023. 2
- [40] Liunian Harold Li, Pengchuan Zhang, Haotian Zhang, Jianwei Yang, Chunyuan Li, Yiwu Zhong, Lijuan Wang, Lu Yuan, Lei Zhang, Jenq-Neng Hwang, et al. Grounded language-image pre-training. In *Proceedings of the IEEE/CVF Conference on Computer Vision and Pattern Recognition*, pages 10965–10975, 2022. 2
- [41] Shiyu Zhao, Zhixing Zhang, Samuel Schulter, Long Zhao, BG Vijay Kumar, Anastasis Stathopoulos, Manmohan Chandraker, and Dimitris N Metaxas. Exploiting unlabeled data with vision and language models for object detection. In *European Conference on Computer Vision*, pages 159–175. Springer, 2022. 2, 4, 7
- [42] Agrim Gupta, Piotr Dollar, and Ross Girshick. Lvis: A dataset for large vocabulary instance segmentation. In *Proceedings of the IEEE/CVF conference on computer vision and pattern recognition*, pages 5356–5364, 2019. 2, 5
- [43] Xi Chen, Xiao Wang, Soravit Changpinyo, AJ Piergiovanni, Piotr Padlewski, Daniel Salz, Sebastian Goodman, Adam Grycner, Basil Mustafa, Lucas Beyer, Alexander Kolesnikov, Joan Puigcerver, Nan Ding, Keran Rong, Hassan Akbari, Gaurav Mishra, Linting Xue, Ashish V Thapliyal, James Bradbury, Weicheng Kuo, Mojtaba Seyedhosseini, Chao Jia, Burcu Karagol Ayan, Carlos Riquelme Ruiz, Andreas Peter Steiner, Anelia Angelova, Xiaohua Zhai, Neil Houlsby, and Radu Soricut. PaLI: A jointly-scaled multilingual language-image model. In *The Eleventh International Conference on Learning Representations*, 2023. 2, 4
- [44] Tsung-Yi Lin, Michael Maire, Serge Belongie, James Hays, Pietro Perona, Deva Ramanan, Piotr Dollár, and C Lawrence Zitnick. Microsoft coco: Common objects in context. In *Computer Vision—ECCV 2014: 13th European Conference, Zurich, Switzerland, September 6–12, 2014, Proceedings, Part V 13*, pages 740–755. Springer, 2014. 2, 5
- [45] Holger Caesar, Varun Bankiti, Alex H. Lang, Sourabh Vora, Venice Erin Liong, Qiang Xu, Anush Krishnan, Yu Pan, Giancarlo Baldan, and Oscar Beijbom. nuscenes: A multimodal dataset for autonomous driving. *arXiv preprint arXiv:1903.11027*, 2019. 2, 5, 6, 10
- [46] Pei Sun, Henrik Kretzschmar, Xerxes Dotiwalla, Aurelien Chouard, Vijaysai Patnaik, Paul Tsui, James Guo, Yin Zhou, Yuning Chai, Benjamin Caine, Vijay Vasudevan, Wei Han, Jiquan Ngiam, Hang Zhao, Aleksei Timofeev, Scott Etinger, Maxim Krivokon, Amy Gao, Aditya Joshi, Yu Zhang, Jonathon Shlens, Zhifeng Chen, and Dragomir Anguelov. Scalability in perception for autonomous driving: Waymo open dataset. In *Proceedings of the IEEE/CVF Conference on Computer Vision and Pattern Recognition (CVPR)*, June 2020. 6, 10
- [47] Marius Cordts, Mohamed Omran, Sebastian Ramos, Timo Rehfeld, Markus Enzweiler, Rodrigo Benenson, Uwe Franke, Stefan Roth, and Bernt Schiele. The cityscapes dataset for semantic urban scene understanding. In *Proc. of the IEEE Conference on Computer Vision and Pattern Recognition (CVPR)*, 2016. 6, 10
- [48] Andreas Geiger, Philip Lenz, and Raquel Urtasun. Are we ready for autonomous driving? the kitti vision benchmark suite. In *Conference on Computer Vision and Pattern Recognition (CVPR)*, 2012. 6, 10

- [49] Fisher Yu, Haofeng Chen, Xin Wang, Wenqi Xian, Yingying Chen, Fangchen Liu, Vashisht Madhavan, and Trevor Darrell. Bdd100k: A diverse driving dataset for heterogeneous multitask learning. In *IEEE/CVF Conference on Computer Vision and Pattern Recognition (CVPR)*, June 2020. 6, 10
- [50] Gerhard Neuhold, Tobias Ollmann, Samuel Rota Bulo, and Peter Kotschieder. The mapillary vistas dataset for semantic understanding of street scenes. In *Proceedings of the IEEE international conference on computer vision*, pages 4990–4999, 2017. 2, 5, 6, 10
- [51] Mingfei Gao, Zizhao Zhang, Guo Yu, Sercan Ö Arık, Larry S Davis, and Tomas Pfister. Consistency-based semi-supervised active learning: Towards minimizing labeling cost. In *Computer Vision—ECCV 2020: 16th European Conference, Glasgow, UK, August 23–28, 2020, Proceedings, Part X 16*, pages 510–526. Springer, 2020. 3
- [52] Jiacheng Zhang, Xiangru Lin, Wei Zhang, Kuo Wang, Xiao Tan, Junyu Han, Errui Ding, Jingdong Wang, and Guanbin Li. Semi-detr: Semi-supervised object detection with detection transformers. In *Proceedings of the IEEE/CVF Conference on Computer Vision and Pattern Recognition*, pages 23809–23818, 2023.
- [53] Xinjiang Wang, Xingyi Yang, Shilong Zhang, Yijiang Li, Litong Feng, Shijie Fang, Chengqi Lyu, Kai Chen, and Wayne Zhang. Consistent-teacher: Towards reducing inconsistent pseudo-targets in semi-supervised object detection. In *Proceedings of the IEEE/CVF Conference on Computer Vision and Pattern Recognition*, pages 3240–3249, 2023.
- [54] Yen-Cheng Liu, Chih-Yao Ma, Xiaoliang Dai, Junjiao Tian, Peter Vajda, Zijian He, and Zsolt Kira. Open-set semi-supervised object detection. In *European Conference on Computer Vision*, pages 143–159. Springer, 2022. 3
- [55] Pengzhen Ren, Yun Xiao, Xiaojun Chang, Po-Yao Huang, Zhihui Li, Brij B Gupta, Xiaojiang Chen, and Xin Wang. A survey of deep active learning. *ACM computing surveys (CSUR)*, 54(9):1–40, 2021. 3
- [56] Sean Segal, Nishanth Kumar, Sergio Casas, Wenyuan Zeng, Mengye Ren, Jingkang Wang, and Raquel Urtasun. Just label what you need: Fine-grained active selection for p&p through partially labeled scenes. In *Conference on Robot Learning*, pages 816–826. PMLR, 2022. 3
- [57] Chiyu Max Jiang, Mahyar Najibi, Charles R Qi, Yin Zhou, and Dragomir Anguelov. Improving the intra-class long-tail in 3d detection via rare example mining. In *European Conference on Computer Vision*, pages 158–175. Springer, 2022.
- [58] Kun-Peng Ning, Xun Zhao, Yu Li, and Sheng-Jun Huang. Active learning for open-set annotation. In *Proceedings of the IEEE/CVF Conference on Computer Vision and Pattern Recognition*, pages 41–49, 2022. 3
- [59] Xiaojin Zhu, John Lafferty, and Zoubin Ghahramani. Combining active learning and semi-supervised learning using gaussian fields and harmonic functions. In *ICML 2003 workshop on the continuum from labeled to unlabeled data in machine learning and data mining*, volume 3, 2003. 3
- [60] Abbas Sadat, Sean Segal, Sergio Casas, James Tu, Bin Yang, Raquel Urtasun, and Ersin Yumer. Diverse complexity measures for dataset curation in self-driving. In *2021 IEEE/RSJ International Conference on Intelligent Robots and Systems (IROS)*, pages 8609–8616. IEEE, 2021.
- [61] Liang Liu, Boshen Zhang, Jiangning Zhang, Wuhao Zhang, Zhenye Gan, Guanzhong Tian, Wenbing Zhu, Yabiao Wang, and Chengjie Wang. Mixteacher: Mining promising labels with mixed scale teacher for semi-supervised object detection. In *Proceedings of the IEEE/CVF Conference on Computer Vision and Pattern Recognition*, pages 7370–7379, 2023. 3
- [62] Peng Mi, Jianghang Lin, Yiyi Zhou, Yunhang Shen, Gen Luo, Xiaoshuai Sun, Liujuan Cao, Rongrong Fu, Qiang Xu, and Rongrong Ji. Active teacher for semi-supervised object detection. In *Proceedings of the IEEE/CVF Conference on Computer Vision and Pattern Recognition*, pages 14482–14491, 2022. 3
- [63] Zalán Borsos, Marco Tagliasacchi, and Andreas Krause. Semi-supervised batch active learning via bilevel optimization. In *ICASSP 2021-2021 IEEE International Conference on Acoustics, Speech and Signal Processing (ICASSP)*, pages 3495–3499. IEEE, 2021. 3
- [64] Konstantin Shmelkov, Cordelia Schmid, and Karteek Alahari. Incremental learning of object detectors without catastrophic forgetting. In *Proceedings of the IEEE international conference on computer vision*, pages 3400–3409, 2017. 3
- [65] Jianren Wang, Xin Wang, Yue Shang-Guan, and Abhinav Gupta. Wanderlust: Online continual object detection in the real world. In *Proceedings of the IEEE/CVF international conference on computer vision*, pages 10829–10838, 2021.
- [66] Tao Feng, Mang Wang, and Hangjie Yuan. Overcoming catastrophic forgetting in incremental object detection via elastic response distillation. In *Proceedings of the IEEE/CVF Conference on Computer Vision and Pattern Recognition*, pages 9427–9436, 2022. 3
- [67] Liyuan Wang, Kuo Yang, Chongxuan Li, Lanqing Hong, Zhenguo Li, and Jun Zhu. Ordisco: Effective and efficient usage of incremental unlabeled data for semi-supervised continual learning. In *Proceedings of the IEEE/CVF Conference on Computer Vision and Pattern Recognition*, pages 5383–5392, 2021. 3, 7
- [68] James Smith, Jonathan Balloch, Yen-Chang Hsu, and Zsolt Kira. Memory-efficient semi-supervised continual learning: The world is its own replay buffer. In *2021 International Joint Conference on Neural Networks (IJCNN)*, pages 1–8. IEEE, 2021.
- [69] Matteo Boschini, Pietro Buzzega, Lorenzo Bonicelli, Angelo Porrello, and Simone Calderara. Continual semi-supervised learning through contrastive interpolation consistency. *Pattern Recognition Letters*, 162:9–14, 2022.
- [70] Zhiqi Kang, Enrico Fini, Moin Nabi, Elisa Ricci, and Karteek Alahari. A soft nearest-neighbor framework for continual semi-supervised learning. In *Proceedings of the IEEE/CVF International Conference on Computer Vision*, pages 11868–11877, 2023. 3, 7
- [71] Alec Radford, Jong Wook Kim, Chris Hallacy, Aditya Ramesh, Gabriel Goh, Sandhini Agarwal, Girish Sastry, Amanda Askell, Pamela Mishkin, Jack Clark, et al. Learning transferable visual models from natural language supervi-

- sion. In *International conference on machine learning*, pages 8748–8763. PMLR, 2021. 4, 5
- [72] Bishwo Adhikari, Jukka Peltomaki, Jussi Puura, and Heikki Huttunen. Faster bounding box annotation for object detection in indoor scenes. In *2018 7th European Workshop on Visual Information Processing (EUVIP)*, pages 1–6. IEEE, 2018. 7
- [73] GPU price from lambda, howpublished = <https://lambdalabs.com/service/gpu-cloud>. 7
- [74] Xiangyun Zhao, Samuel Schuster, Gaurav Sharma, Yi-Hsuan Tsai, Manmohan Chandraker, and Ying Wu. Object detection with a unified label space from multiple datasets. In *Computer Vision—ECCV 2020: 16th European Conference, Glasgow, UK, August 23–28, 2020, Proceedings, Part XIV 16*, pages 178–193. Springer, 2020. 7
- [75] Kaiming He, Georgia Gkioxari, Piotr Dollár, and Ross Girshick. Mask r-cnn. In *Proceedings of the IEEE international conference on computer vision*, pages 2961–2969, 2017. 7
- [76] Xu Zhao, Wenchao Ding, Yongqi An, Yinglong Du, Tao Yu, Min Li, Ming Tang, and Jinqiao Wang. Fast segment anything. *arXiv preprint arXiv:2306.12156*, 2023. 8
- [77] Shaoqing Ren, Kaiming He, Ross Girshick, and Jian Sun. Faster r-cnn: Towards real-time object detection with region proposal networks. *Advances in neural information processing systems*, 28, 2015. 1
- [78] Hugo Touvron, Louis Martin, Kevin Stone, Peter Albert, Amjad Almahairi, Yasmine Babaei, Nikolay Bashlykov, Soumya Batra, Prajwal Bhargava, Shruti Bhosale, et al. Llama 2: Open foundation and fine-tuned chat models. *arXiv preprint arXiv:2307.09288*, 2023. 3

# AIDE: An Automatic Data Engine for Object Detection in Autonomous Driving

## Supplementary Material

### A. Verification can Boost AIDE’s Performance

In **Verification**, humans are asked to verify the predictions on the diverse scenarios generated by LLMs (ChatGPT [12]). If the prediction is incorrect, annotators can give correct bounding boxes, which can be used by AIDE to self-improve the model. In this section, we examine whether these annotations can boost the performance of AIDE. To this end, we train the model after we have collected annotations for 10, 20, and 30 images. However, since we only have a few human annotations collected, directly combining them with a large number of pseudo-labels from the **Model Updater** will cause issues if we have a uniform sampling rate on the data loader during training.

On the other hand, semi-supervised learning methods like Unbiased Teacher-v1 [5] have demonstrated notable performance on novel categories with minimal annotations, owing to their strong augmentation strategy.

Motivated by this insight, we first use the few labeled images to train an auxiliary model by the strong augmentation strategy as [5] but with 1000 iterations to reduce training costs. This auxiliary model is then used to generate pseudo-labels for the novel categories based on the images initially queried by our **Data Feeder**, and these are combined with the earlier pseudo-labels generated by our **Model Updater** for both novel and known categories to fine-tune our detector again in our **Model Updater**. By doing so, we can obtain more pseudo-labels for novel categories with high quality and alleviate the sampling issue in the data loader. As shown in Fig. 8, our AIDE can be largely improved.

### B. More Comparisons between AIDE and OVOD (OWL-v2)

In this section, we demonstrate that AIDE is a general automatic data engine that can enhance different object detectors for novel object detection. Specifically, we replace the closed-set detector (Faster RCNN [77]) with the state-of-the-art (SOTA) open-vocabulary object detection (OVOD) method, OWL-v2.

As shown in Tab. 7, by applying our AIDE on OWL-v2, we can achieve 13.2% AP on average without human annotations, marking a 3.5% improvement over the original OWL-v2 model. However, our default detector is Faster RCNN since it has a faster inference speed, which is favorable for autonomous driving.

In addition, the original OWL-v2 paper [11] proposes a self-training strategy to enhance the OWL-v2 on novel object detection, i.e., directly using the predictions of OWL-v2

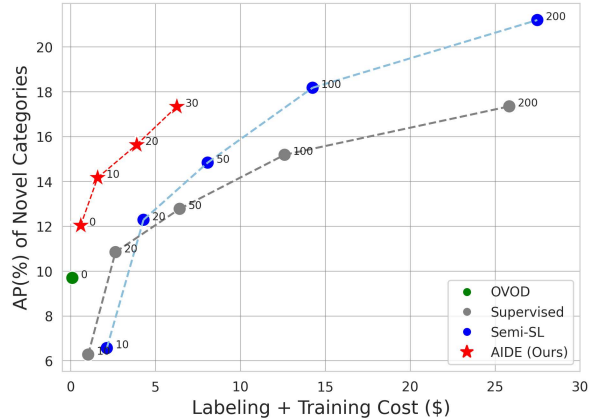


Figure 8. We demonstrate that the annotations in the **Verification** step can boost the performance of AIDE. The numbers next to the data points denote the number of labeled images used by each method. Note that AIDE only introduces labeled images in **Verification** if an annotator wants to provide the labels when the detector gives incorrect predictions on the test scenarios.

Category	OVOD		AIDE (Ours)	
	OWL-v2	OWL-v2 ST	Faster RCNN	OWL-v2
motorcyclist	4.0	5.3	8.4	11.4
bicyclist	0.9	0.8	11.9	9.8
const. vehicle	4.7	5.4	5.7	6.0
trailer	3.6	3.5	3.6	3.6
traffic cone	35.3	35.5	30.7	35.3
Average AP(%)	9.7	10.1	12.0	13.2

Table 7. Comparison between OWL-v2, OWL-v2 with self-training, and AIDE on improving an existing detector on novel object detection with any human annotations. ST: Self-training using the same strategy in [11].

with a certain confidence threshold to self-train the OWL-v2. We compare this self-training schedule with our AIDE.

As shown in Tab. 7, the self-training can improve the OWL-v2, but it is still inferior to AIDE 3.1%. This improvement is attributable to our **Data Feeder** and the CLIP filtering in our **Model Updater**, which help to minimize irrelevant images for pseudo-labeling and filter out inaccurate OWL-v2 predictions, thereby enhancing the quality of pseudo-labels and the subsequent performance after fine-tuning OWL-v2 with these labels. We will dissect the impact of our **Data Feeder** and **Model Updater** on improving the quality of pseudo-label in Sec. D.2 and Tab. 10.

Dataset	Category	Mapillary / nuImages	+Waymo (39k)	+Waymo (78k)	+Waymo (78k) +BDD100k (69k)
Mapillary	motorcyclist	8.4	9.4	11.1	13.4
Mapillary	bicyclist	11.9	13.0	15.0	18.4
nuImages	const. vehicle	5.7	7.3	14.6	19.7
nuImages	trailer	3.7	3.6	5.1	11.2
nuImages	traffic cone	30.7	31.6	35.1	36.1
Average AP(%)		12.0	13.9	16.2	19.8

Table 8. Extending the image pool with the Waymo and BDD100k dataset in [Data Feeder](#) can boost the performance of AIDE.

### C. Extending the Image Pool further boosts AIDE’s Performance

Our [Data Feeder](#) queries images from either Mapillary [50] or nuImages [45] by default. To verify the scalability of AIDE, we add the Waymo dataset in the database for [Data Feeder](#), i.e., the image pool for querying becomes {nuImages, Waymo} or {Mapillary, Waymo} for each novel category. Note that the Waymo dataset only contains three coarse labels, i.e., “vehicle”, “pedestrian”, and “cyclist”, as shown in Tab. 11. Therefore it is uncertain whether novel categories such as “motorcyclist”, “construction vehicle”, “trailer”, and “traffic cone” are present in the Waymo dataset. For “bicyclist”, although the Waymo dataset includes a similar label “cyclist”, we have excluded all annotations of this category as described in Sec. 4.1 of our main paper. Moreover, given that the Waymo dataset consists largely of videos, resulting in numerous similar images, we implemented a sampling strategy. Each video was subsampled with a frame rate of 20, reducing the total number of images from 790,405 to 39,750 (denoted as 39k). We used the same hyperparameters for BLIP-2 and CLIP in our [Data Feeder](#) and [Model Updater](#) as were used for the Mapillary and nuImages datasets, respectively, for image querying and pseudo-labeling.

As indicated in Table 8, incorporating the Waymo dataset into our [Data Feeder](#) for image querying resulted in a 1.9% AP improvement in detecting novel categories, compared to using only the Mapillary or nuImages datasets. Moreover, by adding more unlabeled images from Waymo and the full BDD100k dataset, we can boost the performance to 19.8% AP, approaching the fully-supervised result of 24.1% AP. Note that the cost of AIDE is only \$2.4 with 19.8% AP. This significant improvement demonstrates that our AIDE can effectively scale up with an expanded image search space.

### D. More Analysis

#### D.1. Ablation Study of the Scaling Ratio for CLIP filtering

As discussed and illustrated in Sec. 3.3.1 and Fig. 5 of our main paper, we increase the size of the pseudo-box used to

Dataset	Category Name	Scaling Ratio				
		1	1.25	1.5	1.75	2
Mapillary	motorcyclist	3.6	6.1	7.6	8.4	8.9
Mapillary	bicyclist	9.3	10.7	12.0	11.9	12.2
nuImages	cons. vehicle	5.8	5.0	4.8	5.7	5.4
nuImages	trailer	2.1	2.1	3.2	3.6	3.6
nuImages	traffic cone	28.6	30.2	28.6	30.7	29.2
Average AP(%)		9.9	10.8	11.2	<b>12.0</b>	11.8

Table 9. Ablation study of the scaling ratio of the pseudo-box to crop the image patch for CLIP filtering.

crop the image before submitting the cropped image patch for zero-shot classification (ZSC). We present an ablation study of the scaling ratio, ranging from 1.0 to 2.0, where a scaling ratio of 1.0 signifies using the pseudo-box dimensions as they are to crop the image patch. As Table 9 demonstrates, the performance of novel categories improves as the scaling ratio increases, reaching a plateau when the scaling ratio is 1.75. This trend is expected since a substantially rescaled box might include excessive background context, potentially distracting the ZSC process of CLIP. Therefore, we use a scaling ratio of 1.75 for all our experiments.

#### D.2. Analyzing the [Data Feeder](#) and [Model Updater](#) on Improving the Quality of Pseudo-labeling

We analyze the impact of our [Data Feeder](#) and [Model Updater](#) on improving the quality of pseudo-labels. As outlined in Section 3.2 of our main paper, our [Data Feeder](#) is designed to query images relevant to novel categories from the image pool. This process helps eliminate trivial or unrelated images during training, thereby reducing training time and enhancing performance. Moreover, our two-stage pseudo-labeling in our [Model Updater](#) will filter out raw pseudo-labels generated by OWL-v2.

To establish a baseline for comparison, we initially used OWL-v2 to perform inference on the entire image pool, i.e., Mapillary or nuImages datasets for each novel category. We measured the precision of the pseudo-labels for novel categories against the ground-truth labels in each dataset, considering a pseudo-label as a true positive if it achieved an Intersection over Union (IoU) greater than 0.5 with the

Category	OWL-v2 [11]	w/ <b>Data Feeder</b>	w/ <b>Model Updater</b>
motorcyclist	11.1	19.3	47.2
bicyclist	5.3	7.6	33.8
const. vehicle	11.3	12.8	16.5
trailer	10.9	12.1	38.2
traffic cone	68.3	76.9	92.9
Average AP(%)	21.4	25.7	45.7

Table 10. Evaluate the quality of the pseudo-labels of novel categories generated by OWL-v2 without any post-processing, filtered by the **Data Feeder** with BLIP-2, and further filtered by **Model Updater**. We measure the precision (%) by comparing the pseudo labels with ground-truth labels for each novel category. Given a pseudo-label, we treat it as a true positive if it has an IoU larger than 0.5 with the ground-truth label, otherwise it is a false positive.

ground truth. This baseline performance sets the stage for appreciating the enhancements brought by our **Data Feeder** and **Model Updater**. Following this, we report on the precision of pseudo-labels after image-level filtering by our **Data Feeder** and pseudo-label filtering by our **Model Updater**.

Table 10 shows that compared to the raw pseudo-labels generated by OWL-v2, our **Data Feeder** alone improved the average precision of novel categories by 4.3%. Furthermore, when combined with our **Model Updater**, the average precision was enhanced to 45.7%, which is a 24.3% improvement over the raw pseudo-labels from OWL-v2. This significant improvement underscores the effectiveness of our AIDE in fine-tuning OWL-v2, surpassing the self-training method proposed by OWL-v2 in [11], as our AIDE provides substantially better quality pseudo-labels.

## E. Limitations

Our work proposed the first automated data engine, AIDE, based on VLMs and LLMs for autonomous driving. However, there are still limitations in our work. As AIDE is extensively integrated with VLMs and LLMs, the hallucination of VLMs and LLMs may have negative impacts on our **Issue Finder** and **Verification**. Although the dense captioning model in our **Issue Finder** can automatically identify the novel category with high precision, it may also potentially hallucinate novel categories that are not present in the image. On the other hand, although our **Verification** can generate diverse scene descriptions for evaluating our detector, it may also hallucinate scenarios that do not exist in the image pool.

Generally, we believe that these concerns will be alleviated with the advancement of VLMs and LLMs in the future. Additionally, using a large image pool for text-based retrieval in **Data Feeder** can help mitigate these concerns. Despite the effectiveness of AIDE, for a safety-critical system, some human oversight is always recommended.

## F. More Experimental Details

In this section, we provide more experimental details for our AIDE and also the comparison methods. For all approaches, including supervised training, semi-supervised learning, and AIDE, we begin with the same Faster RCNN model pretrained by the same six AV datasets then proceed to conduct our experiments. For the Unbiased Teacher-v1 [5], we use the official implementation<sup>2</sup> and adhere to the same training settings. Both Supervised Training and AIDE are trained for 3000 iterations, using SGD optimization with a batch size of 4, a learning rate of 5e-4, and weight decay set at 1e-4 across all experiments. The Unbiased Teacher-v1 [5] requires a warm-up stage to pre-train a teacher model, so we allocate an additional 1000 iterations, totaling 4000 iterations, for training this method. All other training hyperparameters for the Unbiased Teacher-v1 [5] remain consistent with those used for Supervised Training and AIDE. For the image-text matching in **Data Feeder**, we leverage the ‘pretrain’ configuration to initialize the BLIP-2 model, which is exactly based on the official BLIP-2 GitHub Repo<sup>3</sup>. The VLMs we used are allowed for commercial usage (i.e., Otter/CLIP/BLIP-2). ChatGPT can be replaced by open-source LLMs like Llama2 [78], whereas the cost of ChatGPT is negligible (less than \$0.01).

### F.1. Model Hyperparameters for **Data Feeder** and **Model Updater**

In this section, we detail the model hyperparameter selection for our **Data Feeder** and **Model Updater**. Within our **Data Feeder**, we utilize BLIP-2 to query images relevant to each novel category. This is achieved by measuring the cosine similarity score between the text and image embeddings. Subsequently, all images are ranked based on their cosine similarity score (denoted as the BLIP-2 score), and the top-ranked images are selected by thresholding the BLIP-2 score. We have set the BLIP-2 score threshold at 0.6 for all novel categories. This threshold is chosen to ensure that our **Data Feeder** retrieves at least 1% of the images from the image pool (comprising either Mapillary or nuImages datasets) for each novel category. Such a threshold guarantees that we have a sufficient number of images for pseudo-labeling in **Model Updater**.

Second, in our **Model Updater**, given that the number of relevant images has been significantly reduced following the BLIP-2 querying process (for example, only 550 images for “motorcyclist”), we opt for a CLIP score threshold, specifically 0.1, for our two-stage pseudo-labeling to prevent excessive filtering out of too many potential pseudo-labels. As demonstrated in Section D.2 and Table 10, even

<sup>2</sup><https://github.com/facebookresearch/unbiased-teacher>

<sup>3</sup>[https://github.com/salesforce/LAVIS/blob/main/examples/blip2\\_image\\_text\\_matching.ipynb](https://github.com/salesforce/LAVIS/blob/main/examples/blip2_image_text_matching.ipynb)

with such a CLIP score threshold, we can still markedly enhance the quality of pseudo-labels compared to using only the **Data Feeder** to filter OWL-v2’s pseudo-labels. For filtering pseudo-labels of known categories, we set the confidence score threshold at 0.6. This threshold significantly reduces the number of pseudo-labels for each known category, helping to balance it with the number of pseudo-labels for novel categories. Such a balance is crucial in mitigating forgetting while simultaneously boosting performance for novel categories.

## F.2. Experimental Details for fine-tuning OWL-v2 with AIDE

For the experiment of fine-tuning the OWL-v2 [11] with AIDE, we leverage the official model released by the author<sup>4</sup>. We opted to use the Hugging Face Transformers library to fine-tune the OWL-v2<sup>5</sup> as it provides a consistent codebase for both inferring and training OWL-v2 in PyTorch. Notably, the OWL-v2 [11] was self-training on the OWL-ViT [4] on a web-scale dataset, i.e., WebLI [43], and the fine-tuning learning rate is 2e-6. To enable effective continual fine-tuning with AIDE, we set the initial learning rate as 1e-7. This setting is intended to prevent dramatic changes in the weights of OWL-v2, thereby avoiding catastrophic forgetting while still allowing the model to learn novel categories using AIDE effectively. We utilize the same training hyperparameters from the self-training recipe of OWL-v2 [11] to conduct self-training of OWL-v2 on AV datasets in Section B, ensuring a fair comparison.

## F.3. Details for our Verification

As mentioned in our main paper Sec. 3.4, we leverage LLM, i.e., ChatGPT [12], to generate diverse scene descriptions to evaluate the updated detector from our **Model Updater**. The prompt template we use for this purpose is illustrated in Figure 9. Further, we have detailed the training process triggered by **Verification** in Section B. We use the same training and model hyperparameters for our continual training in **Model Updater** when conducting the training triggered by **Verification**.

## G. More Visualizations

### G.1. Predictions with Different Methods

We present additional visualization results in Figures 10, 11, and 12. These visualizations reveal that the Semi-Supervised Learning (Semi-SL) method tends to overfit to novel categories, resulting in numerous false positive predictions. Furthermore, the Semi-SL method struggles to

<sup>4</sup>[https://github.com/google-research/scenic/tree/main/scenic/projects/owl\\_vit](https://github.com/google-research/scenic/tree/main/scenic/projects/owl_vit)

<sup>5</sup>[https://huggingface.co/docs/transformers/model\\_doc/owlv2](https://huggingface.co/docs/transformers/model_doc/owlv2)

```

role: "system",
content: "You are a helpful assistant."

role: "user",
content: "Generate variations of descriptions on the appearance of this
one to search for autonomous driving data by CLIP:

`An image containing a {novel category}`

Emphasize scenarios with:
(1) the color of the object,
(2) appearances of the object,
(3) scenarios,
(4) type of the road,
(5) surrounding objects,
(6) vehicle density,
(7) different time of the day,
(8) weather,
(9) position of the object, etc.

Return only a list of descriptions in a list without other text."

```

Figure 9. Prompt template for ChatGPT to generate diverse testing scenarios in **Verification**. The “novel category” is a placeholder in the template and will be replaced by the exact name of the novel category obtained in **Issue Finder**.

detect known categories, indicating an issue with catastrophic forgetting. In contrast, the state-of-the-art Open-Vocabulary Object Detection (OVOD) method, specifically OWL-v2, also produces many false positives for both novel and known categories. However, compared to both the Semi-SL and OVOD methods, AIDE demonstrates superior performance in accurately detecting both novel and known categories.

## G.2. Prediction after updating our model by Verification

In Figure 13, we present additional visualizations to Fig. 7 in our main paper to demonstrate that an extra round of training, initiated by **Verification**, further reduces both missed and incorrect detections of novel categories. These visualizations illustrate the effectiveness of the additional training round in enhancing the accuracy and reliability of our detection system for these novel categories.

## H. Discuss about de-duplication process for video data

The nuImages dataset contains 13 frames per scene, spaced 0.5 seconds apart. Currently, we directly use all unlabeled images of nuImages dataset for **Data Feeder** to query without using any de-duplication process in our main paper. In practice, as the dataset gets larger or with a higher frame rate, de-duplication could further improve the data diversity for querying in **Data Feeder** and may potentially improve the performance of AIDE, and we leave this for future study.




## I. Comparison between Verification and Active Learning alternatives

We compare our approach, “LLM description+BLIP-2” for Verification, with two Active Learning (AL) baselines. The first one is to verify the boxes predicted as the novel target class by the detector but with the highest classification entropy. The second one is to perform verification on randomly sampled boxes predicted as the novel target class by the detector. For both AL baselines, we use them to verify 10 images, the same as what we have done in Sec. 4.3.4 of our main paper. The two AL baselines only achieve 13.1% and 12.7% AP on novel classes, respectively. This is inferior to our approach (14.2% AP) which uses VLM/LLM to identify diverse AV scenarios for verification.


## J. Discussion for the real-cost of supervised and semi-supervised methods

In our main paper Fig. 1, Tab. 1, and Tab. 2, we only measure the “Labeling and Training” cost for the supervised/semi-supervised methods. In fact, the real cost for the supervised/semi-supervised method is not just labeling images but also includes *searching over the large data pool to find relevant images* to label. For instance, an annotator needs to examine 874 images on average to find 50 images for a selected novel class, costing \$43.7 for supervised/semi-supervised methods, assuming it costs 10 seconds per image to inspect for novel classes, which corresponds to \$0.05 at \$18 per hour. Therefore, AIDE is more practical than supervised/semi-supervised methods for car companies as we automate data querying in [Data Feeder](#) to largely reduce the total cost.


**Semi-SL:**




**OVOD:**



**AIDE (Ours):**



**GT:**



**Semi-SL:**



**OVOD:**



**AIDE (Ours):**




**GT:**




Figure 10. Visualization of the detection results under different methods. We treat a box prediction as true positive if it has an IoU larger than 0.5 with the ground-truth box. The true positive predictions are in green color, while the false positive predictions are in red color. **Top-left:** Semi-supervised Learning (Semi-SL) method, i.e., Unbiased Teacher-v1 [5]. **Top-right:** Open-vocabulary object detection (OVOD) method, i.e., OWL-v2 [11]. **Bottom-left:** AIDE. Bottom-right: ground-truth.


**Semi-SL:**



**OVOD:**



**AIDE (Ours):**




**GT:**



**Semi-SL:**



**OVOD:**



**AIDE (Ours):**




**GT:**




Figure 11. Visualization of the detection results under different methods. We treat a box prediction as true positive if it has an IoU larger than 0.5 with the ground-truth box. The true positive predictions are in green color, while the false positive predictions are in red color. **Top-left:** Semi-supervised Learning (Semi-SL) method, i.e., Unbiased Teacher-v1 [5]. **Top-right:** Open-vocabulary object detection (OVOD) method, i.e., OWL-v2 [11]. **Bottom-left:** AIDE. **Bottom-right:** ground-truth.


Semi-SL:




OVOD:




AIDE (Ours):



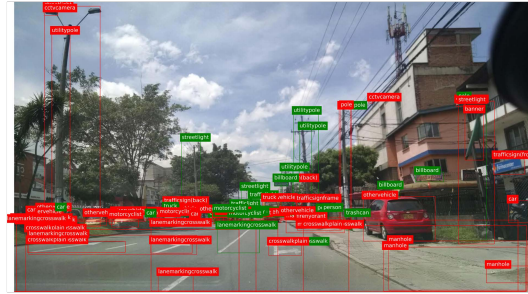
GT:



Semi-SL:



OVOD:



AIDE (Ours):



GT:



Figure 12. Visualization of the detection results under different methods. We treat a box prediction as true positive if it has an IoU larger than 0.5 with the ground-truth box. The true positive predictions are in green color, while the false positive predictions are in red color. **Top-left:** Semi-supervised Learning (Semi-SL) method, i.e., Unbiased Teacher-v1 [5]. **Top-right:** Open-vocabulary object detection (OVOD) method, i.e., OWL-v2 [11]. **Bottom-left:** AIDE. **Bottom-right:** ground-truth. Note that some original annotations in Mapillary are not correct. For instance, for the image of “GT” in the second row, the human on the bicycle should be labeled as “bicyclist” while the original label is “person”.

**LLM output:** A daytime image depicting a vibrant red **motorcyclist** moving on a busy city road.

**Queried image:** train



**Verification:** The red **motorcyclist** is not detected ❌

val (before 2<sup>nd</sup> round training)



**Verification:** The red **motorcyclist** is not detected ❌

val (after 2<sup>nd</sup> round training)



**Verification:** The red **motorcyclist** is detected ✅

---

**LLM output:** A dusk scene showing a black motorcyclist wearing a black helmet, maneuvering through heavy traffic on a crowded urban street.

**Queried image:** train




**Verification:** The **motorcyclist** is not detected ❌

val (before 2<sup>nd</sup> round training)



**Verification:** The **motorcyclist** is not detected ❌

val (after 2<sup>nd</sup> round training)



**Verification:** The **motorcyclist** is detected ✅

Figure 13. More visualizations on our **Verification**. **Left:** In the queried image from the training set for verification, the model is not predicting the motorcyclist. **Middle:** Similarly on the queried image from the validation set, the model is not predicting the motorcyclist. **Right:** After updating the model again, our model can successfully predict the motorcyclist.

	Cityscapes	KITTI	BDD100k	nuImages	Mapillary	Waymo
# Classes	8	3	10	10	37	3
Cumulative # Classes	8	10	12	16	45	46
# Images	2,975	6,859	69,863	67,279	18,000	790,405
Vehicle	car truck bus train motorcycle bicycle	car	car truck bus train motorcycle bicycle	car truck bus motorcycle bicycle construction vehicle trailer	car truck bus motorcycle bicycle trailer caravan boat wheeled-slow other vehicle	vehicle
Human	person rider	pedestrian cyclist	pedestrian rider	pedestrian motorcyclist	person bicyclist other rider	pedestrian cyclist
Traffic Objects			traffic light traffic sign	traffic cone barrier traffic sign frame	traffic light traffic sign(back) traffic sign(front) pole street light utility pole	
Other Objects					bird ground animal crosswalk plain lane marking crosswalk banner bench bike rack billboard catch basin cctv camera fire hydrant junction box mailbox manhole phone booth trash can	

Table 11. The statistics and label space of the six AV datasets, i.e., Cityscapes [47], KITTI [48], BDD100k [49], nuImages [45], Mapillary [50], and Waymo [46]. There are 46 categories in total after combining the label spaces. To simulate the novel categories and ensure that the selected categories are meaningful and crucial for AV in the street, we choose 5 categories as novel categories: “motorcyclist” and “bicyclist” from Mapillary, “construction vehicle”, “trailer”, and “traffic cone” from nuImages. The rest 41 categories are set as known. We remove all the annotations for these categories in our joint datasets and also remove the related categories with similar semantic meanings, e.g., “bicyclist” vs “cyclist”, “rider” vs “motorcyclist”.