

TV 스피커의 저주파수 신호 재생 개선

마나쉬 아로라, 오윤학, 김승훈, 이혁재, 장성철

삼성전자 DM 연구소 Audio Lab.

Improving Low Frequency Signal Reproduction in TV Audio

Manish Arora, Yoonhark Oh, SeoungHun Kim, Hyuckjae Lee, Seongcheol Jang

Samsung Electronics Ltd. manish.arora@samsung.com

Abstract

In TV sound system, loudspeakers are subject to severe size constraints. The small size of the transducer affects the low frequency signal performance of the system. Bass signal performance contributes significantly to the user perceived sound quality and a good bass signal reproduction is essential. Increasing the sound energy in the bass signal range is an unviable solution since the gain required are exceedingly high and signal distortion occurs because of the speaker overload. Recently methods are being proposed to invoke low frequency illusion using psychoacoustic phenomena of the missing fundamental. This paper proposes a simple and effective signal processing method to create bass signal illusion in TV speakers using the missing fundamental effect, at a complexity of 12 MIPS on Motorola 56371 audio DSP.

1. Introduction

Conventional small-sized loudspeakers cannot reproduce high-quality bass sound because the low frequency performance is directly related to speaker size. TV speakers face severe size constraints and thus the bass performance is degraded. Figure 1 shows a typical TV speaker frequency response. Clearly the Bass frequency response is highly attenuated. The response drops below -30 dB for deep bass frequencies.

With an increasing amount of low frequency content in popular music and film soundtracks, the consumer demands excellent Bass reproduction. While new developments are being made in the areas of physical design and materials recently the techniques of human perception are being applied

to the goal of efficient loudspeaker speaker design. Such psychoacoustic techniques have been applied to the areas of audio coding as MPEG audio and Dolby AC-3 schemes, but use these techniques in loudspeaker reproduction is very recent. Our work uses similar techniques to enhance the Bass Signal reproduction in TV Audio. Section 2 describes the missing fundamental effect and existing methods of Bass Enhancement. Section 3 describes our new developed harmonic generation method followed by overall DSP implementation results in section 4.

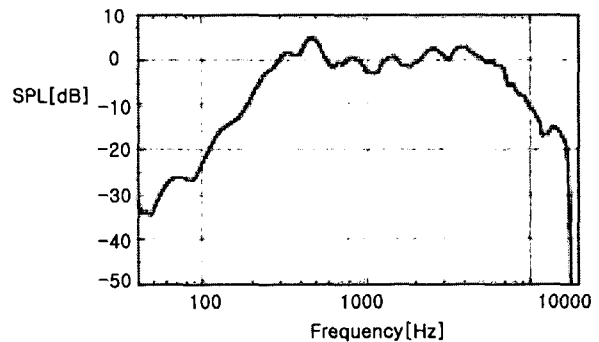


Figure 1: Typical TV Speaker SPL Response

2. Psychoacoustic Bass Background

2.1 Missing Fundamental Effect

Pitch is a subjective, psychophysical quantity. For a pure tone, where the fundamental frequency corresponds to the frequency of the tone, the pitch is unambiguous and one can identify pitch with the frequency of the pure tone. For a complex tone, consisting of more than one frequency, the situation is more complicated. Pitch should then be measured by psychophysical experiments. A pitch that is produced by a

set of frequency components rather than by a single frequency is called a Residue. In Figure 2 (from [3]) the fundamental frequency is missing, yet will still be perceived as a residue pitch, which in this case is also called *virtual pitch*. The psychoacoustic phenomenon responsible for this effect is the "Missing Fundamental" effect, that the pitch perception of a set of harmonics is that of the fundamental frequency. Alternatively if we can produce the harmonics we can perceive the fundamental frequency. This phenomenon is used to improve the Bass frequency perception in our solution. If we can produce harmonics for each frequency in the Bass frequency we can perceive the Bass signal psychoacoustically.

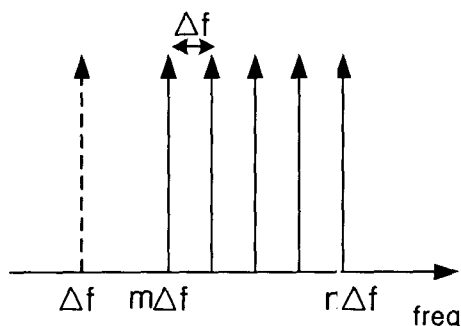


Figure 2: Pitch Perception of a complex tone (Missing fundamental effect)

2.2 Psychoacoustic Bass Enhancement Methods

Psychoacoustic Bass Enhancement methods involve extracting the low frequency signal below the speaker cutoff frequency, generating harmonics for each frequency component in the low frequency signal and adding it back to the original signal. The original signal is usually high pass filtered above the speaker cutoff frequency to remove the low frequency component because it is anyway not reproduced acoustically by the transducer. The approach is shown in figure 3 (from [3]). The simplest method to produce harmonics of an input signal is to perform a non-linear operation on the signal. All non linear operations produce harmonic frequencies, the amplitude of harmonics depending on the type of non linearity used. The filters HFIL in figure 3 are high pass filters. The left and right channels are added together and the low frequency signal is extracted from the combined data using FIL1. The NLD portion is the nonlinear harmonic generation portion. The FIL2 is used to filter out DC and harmonics or distortion created in the bass frequency range. FIL2 can also be used to shape the

harmonic structure produced by the NLD. After that a gain is applied and the harmonic signal is added to the high pass filtered signal.

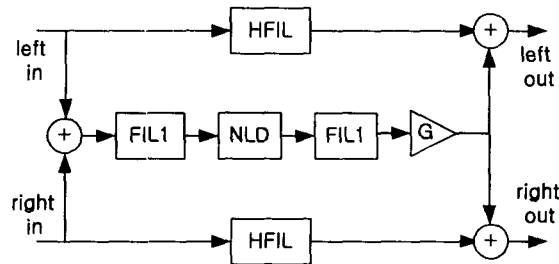


Figure 3: Psychoacoustic Bass Enhancement Method

The method used to generate the harmonics i.e. the non linearity used is a topic of research and various methods have been proposed. Amongst the simplest methods used is the full wave rectification of the input signal (figure 4 (from [3])). Full wave rectification produces harmonic components at $2f$, $4f$, $6f$ and so on for the input frequency f . Although this method is very simple but the pitch perceived is $2f$ rather than f because only even harmonics are produced as shown in figure 5. Figure 4 also shows the full wave integration approach to harmonic generation. The input signal is integrated and dumped at the end of 1 cycle. The harmonic structure produced is shown in figure 5.

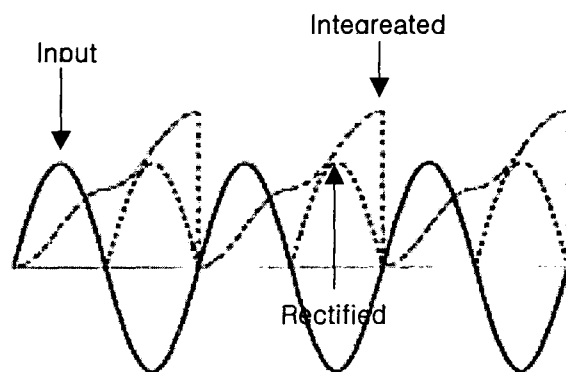


Figure 4: Input Signal, Full Wave rectifier and Full Wave integrator output signals

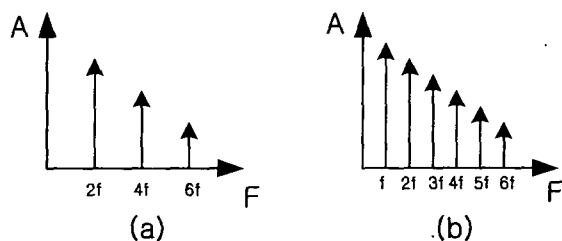


Figure 5: (a) Full Wave rectifier spectrum, (b) Full Wave integrator output spectrum

4. System Implementation

The psychoacoustic method described above were applied to improve the bass frequency range audio signal performance of a PDP TV speaker. The speaker cutoff frequency was about 100 Hz with response dropping considerably in the deep bass frequency range. The standard psychoacoustic Bass Enhancement method configuration of figure 3 was implemented.

As the first step both the left and right channel signals were combined and low pass filtered to extract the Bass frequencies. The design of the low pass filter is critical. It is best to use a FIR filter because of the sensitivity of low frequency signal to phase distortions. We instead used an IIR filter because of complexity constraints in the overall system. Extreme care was taken in the design of the IIR filter to minimize the group delay. We used the Bessel method to design our IIR filters with almost constant group delay. The filter order was 4th order Bessel filter. After low pass filtering the signal is passed through the harmonic generator as described before. Experiments were done with both Method 1 and Method 2 harmonic generator. The rise time was very fast at 1 msec. The fall time was set at 5 msec.

After the harmonic generation the signal was passed through the shaping filter. The harmonic shaping filter (or FIL2 from figure 3) is a band pass filter. The high pass bank frequency was same as the cutoff of the PDP TV speakers at about 100 Hz. The high pass bank is essential to remove the low frequency intermodulation distortion that might have been generated because of the Nonlinear process. The low pass bank frequency was about 300 Hz. At this value at least first 2 harmonics would be present for all the bass frequencies which are sufficient for psychoacoustic bass perception. Increasing the low pass bank cutoff frequency to beyond 300 Hz would lead to a much sharper timbre which can also sound distorted. 4th order Bessel IIR filters were also used for both the high pass and low pass bank of the harmonic shaping filter.

The generated harmonics are added back to the left and right channels after giving a suitable gain. The bass frequency components are removed from the left and right channels using high pass filters HFIL. A 2nd order Butterworth filter was used for the high pass filtering. The high pass filtered left and right channels are also delayed to compensate for the approximately constant group delay introduced by the filtering of the bass

signal and its harmonics.

The system was implemented on the Motorola 56371 24 bit audio DSP. The complexity of implementation at 48 KHz sampling was 12 MIPS including low pass and high pass filtering to separate bass frequencies, harmonic generation algorithm, harmonic shaping filtering and high pass signal, harmonic signal addition operations. The data memory used was 1.7K words and the program memory was 0.5K words.

Extensive listening tests were subsequently performed on the developed Bass Enhancement method. A good effect could be observed in most sequences. Slight distortion was observed in music samples having multiple bass instruments which was attributed to the intermodulation distortion produced during the nonlinear operation. Also in a few cases where the bass signal has a sudden increase in amplitude (such as that with a bass drum) phase distortion issues were observed. The generated psychoacoustic bass seemed time misaligned with the rest of the high pass signal. Perhaps a better design of the IIR filter to reduce nonlinear phase effects would be good although as previously stated its best to use a FIR filter if the complexity is acceptable.

5. Conclusions

This paper describes the development of a psychoacoustical bass enhancement method applied to the enhancement of sound quality in a TV speaker. New harmonic generation methods were proposed in our work and the system design was described in details. The method was implemented on Motorola DSP 56371 at a complexity of 12 MIPS.

REFERENCES

1. Udo Zölzer, "DAFX Digital Audio Effects", John Wiley & Sons Ltd., 2002
2. D. Ben-Tzur and M. Colloms, "The effect of MaxxBass Psychoacoustic Bass enhancement System on Loudspeaker Design", 106th Convention of the Audio Engineering Society, J. Audio Eng. Soc. Vol. 47, p. 517, June 1999.
3. Erik Larsen and Ronald M. Aarts, "Reproducing Low-Pitched Signals through Small Loudspeakers", J. Audio eng. Soc. Vol. 50, No. 3, March 2002.
4. U.S. Patent No. 5930373 Shashoua et al.
5. U.S. Patent No. 6111960 Aarts et al.
6. U.S. Patent No. 6285767 Klayman.