
Rates of convergence for the cluster tree

Kamalika Chaudhuri
UC San Diego
kchaudhuri@ucsd.edu

Sanjoy Dasgupta
UC San Diego
dasgupta@cs.ucsd.edu

Abstract

For a density f on \mathbb{R}^d , a *high-density cluster* is any connected component of $\{x : f(x) \geq \lambda\}$, for some $\lambda > 0$. The set of all high-density clusters form a hierarchy called the *cluster tree* of f . We present a procedure for estimating the cluster tree given samples from f . We give finite-sample convergence rates for our algorithm, as well as lower bounds on the sample complexity of this estimation problem.

1 Introduction

A central preoccupation of learning theory is to understand what statistical estimation based on a finite data set reveals about the underlying distribution from which the data were sampled. For *classification* problems, there is now a well-developed theory of generalization. For *clustering*, however, this kind of analysis has proved more elusive.

Consider for instance k -means, possibly the most popular clustering procedure in use today. If this procedure is run on points X_1, \dots, X_n from distribution f , and is told to find k clusters, what do these clusters reveal about f ? Pollard [8] proved a basic consistency result: if the algorithm always finds the global minimum of the k -means cost function (which is NP-hard, see Theorem 3 of [3]), then as $n \rightarrow \infty$, the clustering is the globally optimal k -means solution for f . This result, however impressive, leaves the fundamental question unanswered: is the best k -means solution to f an interesting or desirable quantity, in settings outside of vector quantization?

In this paper, we are interested in clustering procedures whose output on a finite sample converges to “natural clusters” of the underlying distribution f . There are doubtless many meaningful ways to define natural clusters. Here we follow some early work on clustering (for instance, [5]) by associating clusters with *high-density connected regions*. Specifically, a cluster of density f is any connected component of $\{x : f(x) \geq \lambda\}$, for any $\lambda > 0$. The collection of all such clusters forms an (infinite) hierarchy called the *cluster tree* (Figure 1).

Are there hierarchical clustering algorithms which converge to the cluster tree? Previous theory work [5, 7] has provided weak consistency results for the single-linkage clustering algorithm, while other work [13] has suggested ways to overcome the deficiencies of this algorithm by making it more robust, but without proofs of convergence. In this paper, we propose a novel way to make single-linkage more robust, while retaining most of its elegance and simplicity (see Figure 3). We establish its finite-sample rate of convergence (Theorem 6); the centerpiece of our argument is a result on continuum percolation (Theorem 11). We also give a lower bound on the problem of cluster tree estimation (Theorem 12), which matches our upper bound in its dependence on most of the parameters of interest.

2 Definitions and previous work

Let \mathcal{X} be a subset of \mathbb{R}^d . We exclusively consider Euclidean distance on \mathcal{X} , denoted $\|\cdot\|$. Let $B(x, r)$ be the closed ball of radius r around x .

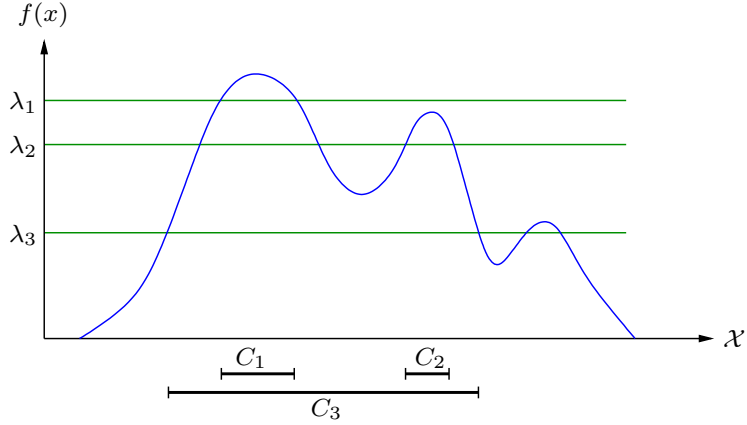


Figure 1: A probability density f on \mathbb{R} , and three of its clusters: C_1 , C_2 , and C_3 .

2.1 The cluster tree

We start with notions of connectivity. A *path* P in $S \subset \mathcal{X}$ is a continuous 1 – 1 function $P : [0, 1] \rightarrow S$. If $x = P(0)$ and $y = P(1)$, we write $x \stackrel{P}{\rightsquigarrow} y$, and we say that x and y are connected in S . This relation – “connected in S ” – is an equivalence relation that partitions S into its *connected components*. We say $S \subset \mathcal{X}$ is *connected* if it has a single connected component.

The cluster tree is a hierarchy each of whose levels is a partition of a *subset* of \mathcal{X} , which we will occasionally call a *subpartition* of \mathcal{X} . Write $\Pi(\mathcal{X}) = \{\text{subpartitions of } \mathcal{X}\}$.

Definition 1 For any $f : \mathcal{X} \rightarrow \mathbb{R}$, the cluster tree of f is a function $\mathbb{C}_f : \mathbb{R} \rightarrow \Pi(\mathcal{X})$ given by

$$\mathbb{C}_f(\lambda) = \text{connected components of } \{x \in \mathcal{X} : f(x) \geq \lambda\}.$$

Any element of $\mathbb{C}_f(\lambda)$, for any λ , is called a cluster of f .

For any λ , $\mathbb{C}_f(\lambda)$ is a set of disjoint clusters of \mathcal{X} . They form a hierarchy in the following sense.

Lemma 2 Pick any $\lambda' \leq \lambda$. Then:

1. For any $C \in \mathbb{C}_f(\lambda)$, there exists $C' \in \mathbb{C}_f(\lambda')$ such that $C \subseteq C'$.
2. For any $C \in \mathbb{C}_f(\lambda)$ and $C' \in \mathbb{C}_f(\lambda')$, either $C \subseteq C'$ or $C \cap C' = \emptyset$.

We will sometimes deal with the restriction of the cluster tree to a finite set of points x_1, \dots, x_n . Formally, the restriction of a subpartition $\mathbb{C} \in \Pi(\mathcal{X})$ to these points is defined to be $\mathbb{C}[x_1, \dots, x_n] = \{C \cap \{x_1, \dots, x_n\} : C \in \mathbb{C}\}$. Likewise, the restriction of the cluster tree is $\mathbb{C}_f[x_1, \dots, x_n] : \mathbb{R} \rightarrow \Pi(\{x_1, \dots, x_n\})$, where $\mathbb{C}_f[x_1, \dots, x_n](\lambda) = \mathbb{C}_f(\lambda)[x_1, \dots, x_n]$. See Figure 2 for an example.

2.2 Notion of convergence and previous work

Suppose a sample $X_n \subset \mathcal{X}$ of size n is used to construct a tree \mathbb{C}_n that is an estimate of \mathbb{C}_f . Hartigan [5] provided a very natural notion of consistency for this setting.

Definition 3 For any sets $A, A' \subset \mathcal{X}$, let A_n (resp. A'_n) denote the smallest cluster of \mathbb{C}_n containing $A \cap X_n$ (resp. $A' \cap X_n$). We say \mathbb{C}_n is consistent if, whenever A and A' are different connected components of $\{x : f(x) \geq \lambda\}$ (for some $\lambda > 0$), $\mathbb{P}(A_n \text{ is disjoint from } A'_n) \rightarrow 1$ as $n \rightarrow \infty$.

It is well known that if X_n is used to build a uniformly consistent density estimate f_n (that is, $\sup_x |f_n(x) - f(x)| \rightarrow 0$), then the cluster tree \mathbb{C}_{f_n} is consistent; see the appendix for details. The big problem is that \mathbb{C}_{f_n} is not easy to compute for typical density estimates f_n : imagine, for instance, how one might go about trying to find level sets of a mixture of Gaussians! Wong and

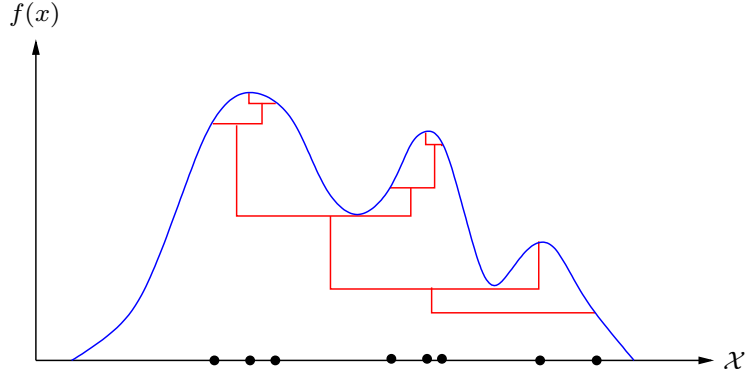


Figure 2: A probability density f , and the restriction of \mathbb{C}_f to a finite set of eight points.

Lane [14] have an efficient procedure that tries to approximate \mathbb{C}_{f_n} when f_n is a k -nearest neighbor density estimate, but they have not shown that it preserves the consistency property of \mathbb{C}_{f_n} .

There is a simple and elegant algorithm that is a plausible estimator of the cluster tree: *single linkage* (or *Kruskal's algorithm*); see the appendix for pseudocode. Hartigan [5] has shown that it is consistent in one dimension ($d = 1$). But he also demonstrates, by a lovely reduction to continuum percolation, that this consistency fails in higher dimension $d \geq 2$. The problem is the requirement that $A \cap X_n \subset A_n$: by the time the clusters are large enough that one of them contains all of A , there is a reasonable chance that this cluster will be so big as to also contain part of A' .

With this insight, Hartigan defines a weaker notion of *fractional consistency*, under which A_n (resp, A'_n) need not contain *all* of $A \cap X_n$ (resp, $A' \cap X_n$), but merely a sizeable chunk of it – and ought to be very close (at distance $\rightarrow 0$ as $n \rightarrow \infty$) to the remainder. He then shows that single linkage has this weaker consistency property for any pair A, A' for which the ratio of $\inf\{f(x) : x \in A \cup A'\}$ to $\sup\{\inf\{f(x) : x \in P\} : \text{paths } P \text{ from } A \text{ to } A'\}$ is sufficiently large. More recent work by Penrose [7] closes the gap and shows fractional consistency whenever this ratio is > 1 .

A more robust version of single linkage has been proposed by Wishart [13]: when connecting points at distance r from each other, only consider points that have at least k neighbors within distance r (for some $k > 2$). Thus initially, when r is small, only the regions of highest density are available for linkage, while the rest of the data set is ignored. As r gets larger, more and more of the data points become candidates for linkage. This scheme is intuitively sensible, but Wishart does not provide a proof of convergence. Thus it is unclear how to set k , for instance.

Stuetzle and Nugent [12] have an appealing top-down scheme for estimating the cluster tree, along with a post-processing step (called *run pruning*) that helps identify modes of the distribution. The consistency of this method has not yet been established.

Several recent papers [6, 10, 9, 11] have considered the problem of recovering the connected components of $\{x : f(x) \geq \lambda\}$ for a user-specified λ : the *flat* version of our problem. In particular, the algorithm of [6] is intuitively similar to ours, though they use a single graph in which each point is connected to its k nearest neighbors, whereas we have a hierarchy of graphs in which each point is connected to other points at distance $\leq r$ (for various r). Interestingly, k -nn graphs are valuable for flat clustering because they can adapt to clusters of different scales (different average interpoint distances). But they are challenging to analyze and seem to require various regularity assumptions on the data. A pleasant feature of the hierarchical setting is that different scales appear at different levels of the tree, rather than being collapsed together. This allows the use of r -neighbor graphs, and makes possible an analysis that has minimal assumptions on the data.

3 Algorithm and results

In this paper, we consider a generalization of Wishart's scheme and of single linkage, shown in Figure 3. It has two free parameters: k and α . For practical reasons, it is of interest to keep these as

1. For each x_i set $r_k(x_i) = \inf\{r : B(x_i, r) \text{ contains } k \text{ data points}\}$.
2. As r grows from 0 to ∞ :
 - (a) Construct a graph G_r with nodes $\{x_i : r_k(x_i) \leq r\}$.
Include edge (x_i, x_j) if $\|x_i - x_j\| \leq \alpha r$.
 - (b) Let $\hat{\mathbb{C}}(r)$ be the connected components of G_r .

Figure 3: Algorithm for hierarchical clustering. The input is a sample $X_n = \{x_1, \dots, x_n\}$ from density f on \mathcal{X} . Parameters k and α need to be set. Single linkage is ($\alpha = 1, k = 2$). Wishart suggested $\alpha = 1$ and larger k .

small as possible. We provide finite-sample convergence rates for all $1 \leq \alpha \leq 2$ and we can achieve $k \sim d \log n$, which we conjecture to be the best possible, if $\alpha \geq \sqrt{2}$. Our rates for $\alpha = 1$ force k to be much larger, exponential in d . It is a fascinating open problem to determine whether the setting ($\alpha = 1, k \sim d \log n$) yields consistency.

3.1 A notion of cluster salience

Suppose density f is supported on some subset \mathcal{X} of \mathbb{R}^d . We will show that the hierarchical clustering procedure is consistent in the sense of Definition 3. But the more interesting question is, what clusters will be identified from a *finite* sample? To answer this, we introduce a notion of salience.

The first consideration is that a cluster is hard to identify if it contains a thin “bridge” that would make it look disconnected in a small sample. To control this, we consider a “buffer zone” of width σ around the clusters.

Definition 4 For $Z \subset \mathbb{R}^d$ and $\sigma > 0$, write $Z_\sigma = Z + B(0, \sigma) = \{y \in \mathbb{R}^d : \inf_{z \in Z} \|y - z\| \leq \sigma\}$.

An important technical point is that Z_σ is a full-dimensional set, even if Z itself is not.

Second, the ease of distinguishing two clusters A and A' depends inevitably upon the separation between them. To keep things simple, we’ll use the same σ as a separation parameter.

Definition 5 Let f be a density on $\mathcal{X} \subset \mathbb{R}^d$. We say that $A, A' \subset \mathcal{X}$ are (σ, ϵ) -separated if there exists $S \subset \mathcal{X}$ (separator set) such that:

- Any path in \mathcal{X} from A to A' intersects S .
- $\sup_{x \in S_\sigma} f(x) < (1 - \epsilon) \inf_{x \in A_\sigma \cup A'_\sigma} f(x)$.

Under this definition, A_σ and A'_σ must lie within \mathcal{X} , otherwise the right-hand side of the inequality is zero. However, S_σ need not be contained in \mathcal{X} .

3.2 Consistency and finite-sample rate of convergence

Here we state the result for $\alpha \geq \sqrt{2}$ and $k \sim d \log n$. The analysis section also has results for $1 \leq \alpha \leq 2$ and $k \sim (2/\alpha)^d d \log n$.

Theorem 6 There is an absolute constant C such that the following holds. Pick any $\delta, \epsilon > 0$, and run the algorithm on a sample X_n of size n drawn from f , with settings

$$\sqrt{2} \leq \alpha \leq 2 \quad \text{and} \quad k = C \cdot \frac{d \log n}{\epsilon^2} \cdot \log^2 \frac{1}{\delta}.$$

Then there is a mapping $r : [0, \infty) \rightarrow [0, \infty)$ such that with probability at least $1 - \delta$, the following holds uniformly for all pairs of connected subsets $A, A' \subset \mathcal{X}$: If A, A' are (σ, ϵ) -separated (for ϵ and some $\sigma > 0$), and if

$$\lambda := \inf_{x \in A_\sigma \cup A'_\sigma} f(x) \geq \frac{1}{v_d(\sigma/2)^d} \cdot \frac{k}{n} \cdot \left(1 + \frac{\epsilon}{2}\right) \quad (*)$$

where v_d is the volume of the unit ball in \mathbb{R}^d , then:

1. *Separation.* $A \cap X_n$ is disconnected from $A' \cap X_n$ in $G_{r(\lambda)}$.
2. *Connectedness.* $A \cap X_n$ and $A' \cap X_n$ are each individually connected in $G_{r(\lambda)}$.

The two parts of this theorem – separation and connectedness – are proved in Sections 3.3 and 3.4.

We mention in passing that this finite-sample result implies consistency (Definition 3): as $n \rightarrow \infty$, take $k_n = (d \log n)/\epsilon_n^2$ with any schedule of $(\epsilon_n : n = 1, 2, \dots)$ such that $\epsilon_n \rightarrow 0$ and $k_n/n \rightarrow 0$. Under mild conditions, any two connected components A, A' of $\{f \geq \lambda\}$ are (σ, ϵ) -separated for some $\sigma, \epsilon > 0$ (see appendix); thus they will get distinguished for sufficiently large n .

3.3 Analysis: separation

The cluster tree algorithm depends heavily on the radii $r_k(x)$: the distance within which x 's nearest k neighbors lie (including x itself). Thus the empirical probability mass of $B(x, r_k(x))$ is k/n . To show that $r_k(x)$ is meaningful, we need to establish that the mass of this ball under density f is also, very approximately, k/n . The uniform convergence of these empirical counts follows from the fact that balls in \mathbb{R}^d have finite VC dimension, $d + 1$. Using uniform Bernstein-type bounds, we get a set of basic inequalities that we use repeatedly.

Lemma 7 *Assume $k \geq d \log n$, and fix some $\delta > 0$. Then there exists a constant C_δ such that with probability $> 1 - \delta$, every ball $B \subset \mathbb{R}^d$ satisfies the following conditions:*

$$\begin{aligned} f(B) \geq \frac{C_\delta d \log n}{n} &\implies f_n(B) > 0 \\ f(B) \geq \frac{k}{n} + \frac{C_\delta}{n} \sqrt{kd \log n} &\implies f_n(B) \geq \frac{k}{n} \\ f(B) \leq \frac{k}{n} - \frac{C_\delta}{n} \sqrt{kd \log n} &\implies f_n(B) < \frac{k}{n} \end{aligned}$$

Here $f_n(B) = |X_n \cap B|/n$ is the empirical mass of B , while $f(B) = \int_B f(x) dx$ is its true mass.

PROOF: See appendix. $C_\delta = 2C_o \log(2/\delta)$, where C_o is the absolute constant from Lemma 16. \square

We will henceforth think of δ as fixed, so that we do not have to repeatedly quantify over it.

Lemma 8 *Pick $0 < r < 2\sigma/(\alpha + 2)$ such that*

$$\begin{aligned} v_d r^d \lambda &\geq \frac{k}{n} + \frac{C_\delta}{n} \sqrt{kd \log n} \\ v_d r^d \lambda (1 - \epsilon) &< \frac{k}{n} - \frac{C_\delta}{n} \sqrt{kd \log n} \end{aligned}$$

(recall that v_d is the volume of the unit ball in \mathbb{R}^d). Then with probability $> 1 - \delta$:

1. G_r contains all points in $(A_{\sigma-r} \cup A'_{\sigma-r}) \cap X_n$ and no points in $S_{\sigma-r} \cap X_n$.
2. $A \cap X_n$ is disconnected from $A' \cap X_n$ in G_r .

PROOF: For (1), any point $x \in (A_{\sigma-r} \cup A'_{\sigma-r})$ has $f(B(x, r)) \geq v_d r^d \lambda$; and thus, by Lemma 7, has at least k neighbors within radius r . Likewise, any point $x \in S_{\sigma-r}$ has $f(B(x, r)) < v_d r^d \lambda (1 - \epsilon)$; and thus, by Lemma 7, has strictly fewer than k neighbors within distance r .

For (2), since points in $S_{\sigma-r}$ are absent from G_r , any path from A to A' in that graph must have an edge across $S_{\sigma-r}$. But any such edge has length at least $2(\sigma - r) > \alpha r$ and is thus not in G_r . \square

Definition 9 *Define $r(\lambda)$ to be the value of r for which $v_d r^d \lambda = \frac{k}{n} + \frac{C_\delta}{n} \sqrt{kd \log n}$.*

To satisfy the conditions of Lemma 8, it suffices to take $k \geq 4C_\delta^2 (d/\epsilon^2) \log n$; this is what we use.

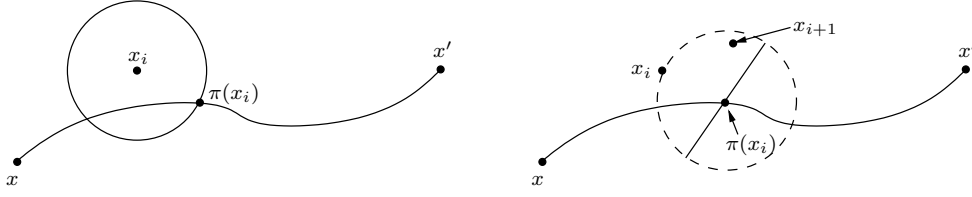


Figure 4: *Left:* P is a path from x to x' , and $\pi(x_i)$ is the point furthest along the path that is within distance r of x_i . *Right:* The next point, $x_{i+1} \in X_n$, is chosen from the half-ball of $B(\pi(x_i), r)$ in the direction of $x_i - \pi(x_i)$.

3.4 Analysis: connectedness

We need to show that points in A (and similarly A') are connected in $G_{r(\lambda)}$. First we state a simple bound (proved in the appendix) that works if $\alpha = 2$ and $k \sim d \log n$; later we consider smaller α .

Lemma 10 *Suppose $1 \leq \alpha \leq 2$. Then with probability $\geq 1 - \delta$, $A \cap X_n$ is connected in G_r whenever $r \leq 2\sigma/(2 + \alpha)$ and the conditions of Lemma 8 hold, and*

$$v_d r^d \lambda \geq \left(\frac{2}{\alpha}\right)^d \frac{C_\delta d \log n}{n}.$$

Comparing this to the definition of $r(\lambda)$, we see that choosing $\alpha = 1$ would entail $k \geq 2^d$, which is undesirable. We can get a more reasonable setting of $k \sim d \log n$ by choosing $\alpha = 2$, but we'd like α to be as small as possible. A more refined argument shows that $\alpha \approx \sqrt{2}$ is enough.

Theorem 11 *Suppose $\alpha \geq \sqrt{2}$. Then, with probability $> 1 - \delta$, $A \cap X_n$ is connected in G_r whenever $r \leq \sigma/2$ and the conditions of Lemma 8 hold, and*

$$v_d r^d \lambda \geq \frac{4C_\delta d \log n}{n}.$$

PROOF: We have already made heavy use of uniform convergence over balls. We now also require the class \mathcal{G} of *half-balls*, each of which is the intersection of an open ball and a halfspace through the center of the ball. Formally, each of these functions is defined by a center μ and a unit direction u , and is the indicator function of the set

$$\{z \in \mathbb{R}^d : \|z - \mu\| < r, (z - \mu) \cdot u > 0\}.$$

We will describe any such set as “the half of $B(\mu, r)$ in direction u ”. If the half-ball lies entirely in A_σ , its probability mass is at least $(1/2)v_d r^d \lambda$. By uniform convergence over \mathcal{G} (which has VC dimension at most $2d + 1$), we can then conclude (as in Lemma 7) that if $v_d r^d \lambda \geq (4C_\delta d \log n)/n$, then with probability at least $1 - \delta$, every such half-ball within A_σ contains at least one data point.

Pick any $x, x' \in A \cap X_n$; there is a path P in A with $x \stackrel{P}{\rightsquigarrow} x'$. We'll identify a sequence of data points $x_0 = x, x_1, x_2, \dots$, ending in x' , such that for every i , point x_i is active in G_r and $\|x_i - x_{i+1}\| \leq \alpha r$. This will confirm that x is connected to x' in G_r .

To begin with, recall that P is a continuous 1-1 function from $[0, 1]$ into A . We are also interested in the inverse P^{-1} , which sends a point on the path back to its parametrization in $[0, 1]$. For any point $y \in \mathcal{X}$, define $N(y)$ to be the portion of $[0, 1]$ whose image under P lies in $B(y, r)$: that is, $N(y) = \{0 \leq z \leq 1 : P(z) \in B(y, r)\}$. If y is within distance r of P , then $N(y)$ is nonempty. Define $\pi(y) = P(\sup N(y))$, the furthest point along the path within distance r of y (Figure 4, left).

The sequence x_0, x_1, x_2, \dots is defined iteratively; $x_0 = x$, and for $i = 0, 1, 2, \dots$:

- If $\|x_i - x'\| \leq \alpha r$, set $x_{i+1} = x'$ and stop.

- By construction, x_i is within distance r of path P and hence $N(x_i)$ is nonempty.
- Let B be the open ball of radius r around $\pi(x_i)$. The half of B in direction $x_i - \pi(x_i)$ must contain a data point; this is x_{i+1} (Figure 4, right).

The process eventually stops because each $\pi(x_{i+1})$ is strictly further along path P than $\pi(x_i)$; formally, $P^{-1}(\pi(x_{i+1})) > P^{-1}(\pi(x_i))$. This is because $\|x_{i+1} - \pi(x_i)\| < r$, so by continuity of the function P , there are points further along the path (beyond $\pi(x_i)$) whose distance to x_{i+1} is still $< r$. Thus x_{i+1} is distinct from x_0, x_1, \dots, x_i . Since there are finitely many data points, the process must terminate, so the sequence $\{x_i\}$ does constitute a path from x to x' .

Each x_i lies in $A_r \subseteq A_{\sigma-r}$ and is thus active in G_r (Lemma 8). Finally, the distance between successive points is:

$$\begin{aligned} \|x_i - x_{i+1}\|^2 &= \|x_i - \pi(x_i) + \pi(x_i) - x_{i+1}\|^2 \\ &= \|x_i - \pi(x_i)\|^2 + \|\pi(x_i) - x_{i+1}\|^2 - 2(x_i - \pi(x_i)) \cdot (x_{i+1} - \pi(x_i)) \\ &\leq 2r^2 \leq \alpha^2 r^2, \end{aligned}$$

where the second-last inequality is from the definition of half-ball. \square

To complete the proof of Theorem 6, take $k = 4C_\delta^2(d/\epsilon^2) \log n$, which satisfies the requirements of Lemma 8 as well as those of Theorem 11. The relationship that defines $r(\lambda)$ (Definition 9) then translates into

$$v_d r^d \lambda = \frac{k}{n} \left(1 + \frac{\epsilon}{2}\right).$$

This shows that clusters at density level λ emerge when the growing radius r of the cluster tree algorithm reaches roughly $(k/(\lambda v_d n))^{1/d}$. In order for (σ, ϵ) -separated clusters to be distinguished, we need this radius to be at most $\sigma/2$; this is what yields the final lower bound on λ .

4 Lower bound

We have shown that the algorithm of Figure 3 distinguishes pairs of clusters that are (σ, ϵ) -separated. The number of samples it requires to capture clusters at density $\geq \lambda$ is, by Theorem 6,

$$O\left(\frac{d}{v_d(\sigma/2)^d \lambda \epsilon^2} \log \frac{d}{v_d(\sigma/2)^d \lambda \epsilon^2}\right),$$

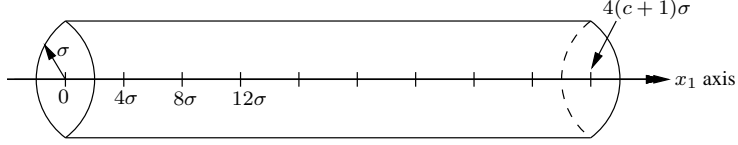
We'll now show that this dependence on σ , λ , and ϵ is optimal. The only room for improvement, therefore, is in constants involving d .

Theorem 12 *Pick any ϵ in $(0, 1/2)$, any $d > 1$, and any $\sigma, \lambda > 0$ such that $\lambda v_{d-1} \sigma^d < 1/50$. Then there exist: an input space $\mathcal{X} \subset \mathbb{R}^d$; a finite family of densities $\Theta = \{\theta_i\}$ on \mathcal{X} ; subsets $A_i, A'_i, S_i \subset \mathcal{X}$ such that A_i and A'_i are (σ, ϵ) -separated by S_i for density θ_i , and $\inf_{x \in A_i, \sigma \cup A'_i, \sigma} \theta_i(x) \geq \lambda$, with the following additional property.*

Consider any algorithm that is given $n \geq 100$ i.i.d. samples X_n from some $\theta_i \in \Theta$ and, with probability at least $1/2$, outputs a tree in which the smallest cluster containing $A_i \cap X_n$ is disjoint from the smallest cluster containing $A'_i \cap X_n$. Then

$$n = \Omega\left(\frac{1}{v_d \sigma^d \lambda \epsilon^2 d^{1/2}} \log \frac{1}{v_d \sigma^d \lambda}\right).$$

PROOF: We start by constructing the various spaces and densities. \mathcal{X} is made up of two disjoint regions: a cylinder \mathcal{X}_0 , and an additional region \mathcal{X}_1 whose sole purpose is as a repository for excess probability mass. Let B_{d-1} be the unit ball in \mathbb{R}^{d-1} , and let σB_{d-1} be this same ball scaled to have radius σ . The cylinder \mathcal{X}_0 stretches along the x_1 -axis; its cross-section is σB_{d-1} and its length is $4(c+1)\sigma$ for some $c > 1$ to be specified: $\mathcal{X}_0 = [0, 4(c+1)\sigma] \times \sigma B_{d-1}$. Here is a picture of it:

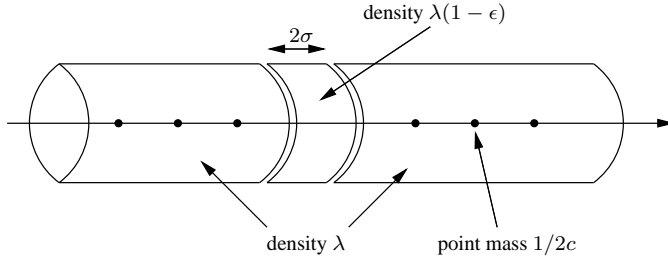


We will construct a family of densities $\Theta = \{\theta_i\}$ on \mathcal{X} , and then argue that any cluster tree algorithm that is able to distinguish (σ, ϵ) -separated clusters must be able, when given samples from some θ_I , to determine the identity of I . The sample complexity of this latter task can be lower-bounded using Fano's inequality (typically stated as in [2], but easily rewritten in the convenient form of [15], see appendix): it is $\Omega((\log |\Theta|)/\beta)$, for $\beta = \max_{i \neq j} K(\theta_i, \theta_j)$, where $K(\cdot, \cdot)$ is KL divergence.

The family Θ contains $c - 1$ densities $\theta_1, \dots, \theta_{c-1}$, where θ_i is defined as follows:

- Density λ on $[0, 4\sigma i + \sigma] \times \sigma B_{d-1}$ and on $[4\sigma i + 3\sigma, 4(c+1)\sigma] \times \sigma B_{d-1}$. Since the cross-sectional area of the cylinder is $v_{d-1}\sigma^{d-1}$, the total mass here is $\lambda v_{d-1}\sigma^d(4(c+1) - 2)$.
- Density $\lambda(1 - \epsilon)$ on $(4\sigma i + \sigma, 4\sigma i + 3\sigma) \times \sigma B_{d-1}$.
- Point masses $1/(2c)$ at locations $4\sigma, 8\sigma, \dots, 4c\sigma$ along the x_1 -axis (use arbitrarily narrow spikes to avoid discontinuities).
- The remaining mass, $1/2 - \lambda v_{d-1}\sigma^d(4(c+1) - 2\epsilon)$, is placed on \mathcal{X}_1 in some fixed manner (that does not vary between different densities in Θ).

Here is a sketch of θ_i . The low-density region of width 2σ is centered at $4\sigma i + 2\sigma$ on the x_1 -axis.



For any $i \neq j$, the densities θ_i and θ_j differ only on the cylindrical sections $(4\sigma i + \sigma, 4\sigma i + 3\sigma) \times \sigma B_{d-1}$ and $(4\sigma j + \sigma, 4\sigma j + 3\sigma) \times \sigma B_{d-1}$, which are disjoint and each have volume $2v_{d-1}\sigma^d$. Thus

$$\begin{aligned} K(\theta_i, \theta_j) &= 2v_{d-1}\sigma^d \left(\lambda \log \frac{\lambda}{\lambda(1-\epsilon)} + \lambda(1-\epsilon) \log \frac{\lambda(1-\epsilon)}{\lambda} \right) \\ &= 2v_{d-1}\sigma^d \lambda (-\epsilon \log(1-\epsilon)) \leq \frac{4}{\ln 2} v_{d-1}\sigma^d \lambda \epsilon^2 \end{aligned}$$

(using $\ln(1-x) \geq -2x$ for $0 < x \leq 1/2$). This is an upper bound on the β in the Fano bound.

Now define the clusters and separators as follows: for each $1 \leq i \leq c - 1$,

- A_i is the line segment $[\sigma, 4\sigma i]$ along the x_1 -axis,
- A'_i is the line segment $[4\sigma(i+1), 4(c+1)\sigma - \sigma]$ along the x_1 -axis, and
- $S_i = \{4\sigma i + 2\sigma\} \times \sigma B_{d-1}$ is the cross-section of the cylinder at location $4\sigma i + 2\sigma$.

Thus A_i and A'_i are one-dimensional sets while S_i is a $(d-1)$ -dimensional set. It can be checked that A_i and A'_i are (σ, ϵ) -separated by S_i in density θ_i .

With the various structures defined, what remains is to argue that if an algorithm is given a sample X_n from some θ_I (where I is unknown), and is able to separate $A_I \cap X_n$ from $A'_I \cap X_n$, then it can effectively infer I . This has sample complexity $\Omega((\log c)/\beta)$. Details are in the appendix. \square

There remains a discrepancy of 2^d between the upper and lower bounds; it is an interesting open problem to close this gap. Does the $(\alpha = 1, k \sim d \log n)$ setting (yet to be analyzed) do the job?

Acknowledgments. We thank the anonymous reviewers for their detailed and insightful comments, and the National Science Foundation for support under grant IIS-0347646.

References

- [1] O. Bousquet, S. Boucheron, and G. Lugosi. Introduction to statistical learning theory. *Lecture Notes in Artificial Intelligence*, 3176:169–207, 2004.
- [2] T. Cover and J. Thomas. *Elements of Information Theory*. Wiley, 2005.
- [3] S. Dasgupta and Y. Freund. Random projection trees for vector quantization. *IEEE Transactions on Information Theory*, 55(7):3229–3242, 2009.
- [4] S. Dasgupta, A. Kalai, and C. Monteleoni. Analysis of perceptron-based active learning. *Journal of Machine Learning Research*, 10:281–299, 2009.
- [5] J.A. Hartigan. Consistency of single linkage for high-density clusters. *Journal of the American Statistical Association*, 76(374):388–394, 1981.
- [6] M. Maier, M. Hein, and U. von Luxburg. Optimal construction of k-nearest neighbor graphs for identifying noisy clusters. *Theoretical Computer Science*, 410:1749–1764, 2009.
- [7] M. Penrose. Single linkage clustering and continuum percolation. *Journal of Multivariate Analysis*, 53:94–109, 1995.
- [8] D. Pollard. Strong consistency of k-means clustering. *Annals of Statistics*, 9(1):135–140, 1981.
- [9] P. Rigollet and R. Vert. Fast rates for plug-in estimators of density level sets. *Bernoulli*, 15(4):1154–1178, 2009.
- [10] A. Rinaldo and L. Wasserman. Generalized density clustering. *Annals of Statistics*, 38(5):2678–2722, 2010.
- [11] A. Singh, C. Scott, and R. Nowak. Adaptive hausdorff estimation of density level sets. *Annals of Statistics*, 37(5B):2760–2782, 2009.
- [12] W. Stuetzle and R. Nugent. A generalized single linkage method for estimating the cluster tree of a density. *Journal of Computational and Graphical Statistics*, 19(2):397–418, 2010.
- [13] D. Wishart. Mode analysis: a generalization of nearest neighbor which reduces chaining effects. In *Proceedings of the Colloquium on Numerical Taxonomy held in the University of St. Andrews*, pages 282–308, 1969.
- [14] M.A. Wong and T. Lane. A kth nearest neighbour clustering procedure. *Journal of the Royal Statistical Society Series B*, 45(3):362–368, 1983.
- [15] B. Yu. Assouad, Fano and Le Cam. *Festschrift for Lucien Le Cam*, pages 423–435, 1997.

5 Appendix: using a uniformly consistent density estimate

One way to build a cluster tree is to return \mathbb{C}_{f_n} , where f_n is a uniformly consistent density estimate.

Lemma 13 *Suppose estimator f_n of density f (on space \mathcal{X}) satisfies*

$$\sup_{x \in \mathcal{X}} |f_n(x) - f(x)| \leq \epsilon_n.$$

Pick any two disjoint sets $A, A' \subset \mathcal{X}$ and define

$$\begin{aligned} \alpha &= \inf_{x \in A \cup A'} f(x) \\ \beta &= \sup_{A \xrightarrow{r} A'} \inf_{x \in P} f(x) \end{aligned}$$

If $\alpha - \beta > 2\epsilon_n$ then A, A' lie entirely in disjoint connected components of $\mathbb{C}_{f_n}(\alpha - \epsilon_n)$.

PROOF: A and A' are each connected in $\mathbb{C}_{f_n}(\alpha - \epsilon_n)$. But there is no path from A to A' in $\mathbb{C}_{f_n}(\lambda)$ for $\lambda > \beta + \epsilon_n$. \square

The problem, however, is that computing the level sets of f_n is usually not an easy task. Hence we adopt a different approach in this paper.

6 Appendix: single linkage

This procedure for building a hierarchical clustering takes as input a data set $x_1, \dots, x_n \in \mathbb{R}^d$.

1. For each data point x_i , set $r_2(x_i)$ = distance from x_i to its nearest neighbor.
2. As r grows from 0 to ∞ :
 - (a) Construct a graph G_r with nodes $\{x_i : r_2(x_i) \leq r\}$.
Include edge (x_i, x_j) if $\|x_i - x_j\| \leq r$.
 - (b) Let $\widehat{\mathbb{C}}(r)$ be the connected components of G_r .

7 Appendix: consistency

The following is a straightforward exercise in analysis.

Lemma 14 *Suppose density $f : \mathbb{R}^d \rightarrow \mathbb{R}$ is continuous and is zero outside a compact subset $\mathcal{X} \subset \mathbb{R}^d$. Suppose further that for some λ , $\{x \in \mathcal{X} : f(x) \geq \lambda\}$ has finitely many connected components, among them A and A' . Then there exist $\sigma, \epsilon > 0$ such that A and A' are (σ, ϵ) -separated.*

PROOF: Let A_1, A_2, \dots, A_k be the connected components of $\{f \geq \lambda\}$, with $A = A_1$ and $A' = A_2$.

First, each A_i is closed and thus compact. To see this, pick any $x \in \mathcal{X} \setminus A_i$. There must be some x' on the shortest path from x to A_i with $f(x') < \lambda$ (otherwise $x \in A_i$). By continuity of f , there is some ball $B(x', r)$ on which $f < \lambda$; thus this ball doesn't touch A_i . Then $B(x, r)$ doesn't touch A_i .

Next, for any $i \neq j$, define $\Delta_{ij} = \inf_{x \in A_i, y \in A_j} \|x - y\|$ to be the distance between A_i and A_j . We'll see that $\Delta_{ij} > 0$. Specifically, define $g : A_i \times A_j \rightarrow \mathbb{R}$ by $g(a, a') = \|a - a'\|$. Since g has compact domain, it attains its infimum for some $a \in A_i, a' \in A_j$. Thus $\Delta_{ij} = \|a - a'\| > 0$.

Let $\Delta = \min_{i \neq j} \Delta_{ij} > 0$, and define S to be the set of points at distance exactly $\Delta/2$ from A :

$$S = \{x \in \mathcal{X} : \inf_{y \in A} \|x - y\| = \Delta/2\}.$$

S separates A from A' . Moreover, it is closed by continuity of $\|\cdot\|$, and hence is compact. Define $\lambda_o = \sup_{x \in S} f(x)$. Since S is compact, f (restricted to S) is maximized at some $x_o \in S$. Then $\lambda_o = f(x_o) < \lambda$.

To finish up, set $\delta = (\lambda - \lambda_o)/3 > 0$. By uniform continuity of f , there is some $\sigma > 0$ such that f doesn't change by more than δ on balls of radius σ . Then $f(x) \leq \lambda_o + \delta = \lambda - 2\delta$ for $x \in S_\sigma$ and $f(x) \geq \lambda - \delta$ for $x \in A_\sigma \cup A'_\sigma$.

Thus S is a $(\sigma, \delta/(\lambda - \delta))$ -separator for A, A' . \square

8 Appendix: proof of Lemma 7

We start with a standard generalization result due to Vapnik and Chervonenkis; the following version is a paraphrase of Theorem 5.1 of [1].

Theorem 15 *Let \mathcal{G} be a class of functions from \mathcal{X} to $\{0, 1\}$ with VC dimension $d < \infty$, and \mathbb{P} a probability distribution on \mathcal{X} . Let \mathbb{E} denote expectation with respect to \mathbb{P} . Suppose n points are drawn independently at random from \mathbb{P} ; let \mathbb{E}_n denote expectation with respect to this sample. Then for any $\delta > 0$, with probability at least $1 - \delta$, the following holds for all $g \in \mathcal{G}$:*

$$-\min(\beta_n \sqrt{\mathbb{E}_n g}, \beta_n^2 + \beta_n \sqrt{\mathbb{E} g}) \leq \mathbb{E} g - \mathbb{E}_n g \leq \min(\beta_n^2 + \beta_n \sqrt{\mathbb{E}_n g}, \beta_n \sqrt{\mathbb{E} g}),$$

where $\beta_n = \sqrt{(4/n)(d \ln 2n + \ln(8/\delta))}$.

By applying this bound to the class \mathcal{G} of indicator functions over balls, we get the following:

Lemma 16 *Suppose X_n is a sample of n points drawn independently at random from a distribution f over \mathcal{X} . For any set $Y \subset \mathcal{X}$, let $f_n(Y) = |X_n \cap Y|/n$. There is a universal constant $C_o > 0$ such that for any $\delta > 0$, with probability at least $1 - \delta$, for any ball $B \subset \mathbb{R}^d$,*

$$\begin{aligned} f(B) \geq \frac{C_o}{n} \left(d \log n + \log \frac{1}{\delta} \right) &\implies f_n(B) > 0 \\ f(B) \geq \frac{k}{n} + \frac{C_o}{n} \left(d \log n + \log \frac{1}{\delta} + \sqrt{k \left(d \log n + \log \frac{1}{\delta} \right)} \right) &\implies f_n(B) \geq \frac{k}{n} \\ f(B) < \frac{k}{n} - \frac{C_o}{n} \left(d \log n + \log \frac{1}{\delta} + \sqrt{k \left(d \log n + \log \frac{1}{\delta} \right)} \right) &\implies f_n(B) < \frac{k}{n} \end{aligned}$$

PROOF: The bound $f(B) - f_n(B) \leq \beta_n \sqrt{f(B)}$ from Theorem 15 yields

$$f(B) > \beta_n^2 \implies f_n(B) > 0.$$

For the second bound, we use $f(B) - f_n(B) \leq \beta_n^2 + \beta_n \sqrt{f_n(B)}$. It follows that

$$f(B) \geq \frac{k}{n} + \beta_n^2 + \beta_n \sqrt{\frac{k}{n}} \implies f_n(B) \geq \frac{k}{n}.$$

For the last bound, we rearrange $f(B) - f_n(B) \geq -(\beta_n^2 + \beta_n \sqrt{f(B)})$ to get

$$f(B) < \frac{k}{n} - \beta_n^2 - \beta_n \sqrt{\frac{k}{n}} \implies f_n(B) < \frac{k}{n}.$$

\square

Lemma 7 now follows immediately, by taking $k \geq d \log n$. Since the uniform convergence bounds have error bars of magnitude $(d \log n)/n$, it doesn't make sense to take k any smaller than this.

9 Appendix: proof of Lemma 10

Consider any $x, x' \in A \cap X_n$. Since A is connected, there is a path P in A with $x \xrightarrow{P} x'$. Fix any $0 < \gamma < 1$. Because the density of A is lower bounded away from zero, it follows by a volume

and packing-covering argument that A , and thus P , can be covered by a finite number of balls of diameter γr . Thus we can choose finitely many points $z_1, z_2, \dots, z_k \in P$ such that $x = z_0, x' = z_k$ and

$$\|z_{i+1} - z_i\| \leq \gamma r.$$

By Lemma 7, any ball centered in A with radius $(\alpha - \gamma)r/2$ contains at least one data point if

$$v_d \left(\frac{(\alpha - \gamma)r}{2} \right)^d \lambda \geq \frac{C_\delta d \log n}{n}. \quad (1)$$

Assume for the moment that this holds. Then, every ball $B(z_i, (\alpha - \gamma)r/2)$ contains at least one point; call it x_i .

By the upper bound on r , each such x_i lies in $A_{\sigma-r}$; therefore, by Lemma 8, the x_i are all active in G_r . Moreover, consecutive points x_i are close together:

$$\|x_{i+1} - x_i\| \leq \|x_{i+1} - z_{i+1}\| + \|z_{i+1} - z_i\| + \|z_i - x_i\| \leq \alpha r.$$

Therefore, all edges (x_i, x_{i+1}) exist in G_r , whereby x is connected to x' in G_r .

All this assumes that equation (1) holds for some $\gamma > 0$. Taking $\gamma \rightarrow 0$ gives the lemma.

10 Appendix: Fano's inequality

Consider the following game played with a predefined, finite class of distributions $\Theta = \{\theta_1, \dots, \theta_\ell\}$, defined on a common space \mathcal{X} :

- Nature picks $I \in \{1, 2, \dots, \ell\}$.
- Player is given n i.i.d. samples X_1, \dots, X_n from θ_I .
- Player then guesses the identity of I .

Fano's inequality [2, 15] gives a lower bound on the number of samples n needed to achieve a certain success probability. It depends on how similar the distributions θ_i are: the more similar, the more samples are needed. Define

$$\beta = \frac{1}{\ell^2} \sum_{i,j=1}^{\ell} K(\theta_i, \theta_j)$$

where $K(\cdot)$ is KL divergence. Then n needs to be $\Omega((\log \ell)/\beta)$. Here's the formal statement.

Theorem 17 (Fano) *Let $g : \mathcal{X}^n \rightarrow \{1, 2, \dots, \ell\}$ denote Player's computation. If Nature chooses I uniformly at random from $\{1, 2, \dots, \ell\}$, then for any $0 < \delta < 1$,*

$$n \leq \frac{(1 - \delta)(\log \ell) - 1}{\beta} \implies \Pr(g(X_1, \dots, X_n) \neq I) \geq \delta,$$

where the logarithm is base two.

11 Appendix: proof details for Theorem 12

Once the various structures are defined, the remainder of the proof is broken into two phases. The first will establish that if n is at least a small constant (say, 100), then it must be the case that $n = \Omega(1/(v_d \sigma^d \lambda \epsilon^2 d^{1/2}))$. The second part of the proof will then extend this to show that if n is at least this latter quantity, then in fact it must be even larger, the lower bound of the theorem statement.

To start with, choose c to be a small constant, such as 5. Then, even a small sample X_n is likely to contain all of the c point masses on the x_1 -axis (each of which has mass $1/2c$). Suppose the algorithm is promised in advance that the underlying density is one of the $c - 1$ choices θ_I , and is subsequently able (with probability at least $1/2$) to separate A_I from A_I' . To do this, it must connect all the point masses within A_I , and all the point masses within A_I' , and yet keep these two groups

apart. In short, this algorithm must be able to determine (with probability at least $1/2$) the segment $(4\sigma I + \sigma, 4\sigma I + 3\sigma)$ of lower density, and hence the identity of I .

We can thus apply Fano's inequality to conclude that we need

$$n = \Omega\left(\frac{\log c}{\beta}\right) = \Omega\left(\frac{1}{v_{d-1}\sigma^d\lambda\epsilon^2}\right) = \Omega\left(\frac{1}{v_d\sigma^d\lambda\epsilon^2 d^{1/2}}\right)$$

The last equality comes from the formula $v_d = \pi^{d/2}/\Gamma((d/2) + 1)$, whereupon $v_{d-1} = O(v_d d^{1/2})$.

Now consider a larger value of c :

$$c = \left\lfloor \frac{1}{8v_{d-1}\sigma^d\lambda} - 1 \right\rfloor,$$

and apply the same construction. We have already established that we need $n = \Omega(c/\epsilon^2)$ samples, so assume n is at least this large. Then, it is very likely that when the underlying density is θ_I , the sample X_n will contain the four point masses at 4σ , $4\sigma I$, $4\sigma(I + 1)$, and $4(c + 1)\sigma$. Therefore, the clustering algorithm must connect the point at 4σ to that at $4\sigma I$ and the point at $4\sigma(I + 1)$ to that at $4(c + 1)\sigma$, while keeping the two groups apart. Therefore, this algorithm can determine I . Applying Fano's inequality gives $n = \Omega((\log c)/\beta)$, which is the bound in the theorem statement.

12 Appendix: better convergence rates in some instances

Our convergence rates (Theorem 6) contain a condition (*) for clusters of density $\geq \lambda$ that are (σ, ϵ) -separated:

$$\lambda \geq \frac{1}{v_d(\sigma/2)^d} \cdot \frac{k}{n} \cdot \left(1 + \frac{\epsilon}{2}\right).$$

Paraphrased, this means that in order for such clusters to be distinguished, it is sufficient that the number of data points be at least

$$n \geq \frac{d2^d}{v_d\sigma^d\lambda\epsilon^2},$$

ignoring logarithmic factors. There is a 2^d factor here that does not appear in the lower bound (Theorem 12). Can this term be removed?

We now show that this term can be improved in two particular cases.

- When the separation ϵ is not too small, in particular when $\epsilon > (9/10)^d$, the 2^d term can be improved to $(1 + 1/\sqrt{2})^d$, which is roughly 1.7^d .
- If the density f is Lipschitz with parameter ℓ , that is, if

$$|f(x) - f(x')| \leq \ell\|x - x'\| \quad \text{for all } x, x' \in \mathcal{X},$$

and if $\epsilon \geq 3\ell\sigma/\lambda$, then the 2^d term can be removed altogether.

12.1 Better rates when the separation is not too small

Theorem 18 *Theorem 6 holds if $\epsilon > \left(\frac{7+4\sqrt{2}}{16}\right)^{-d/2}$, and if the condition (*) is replaced by:*

$$\lambda := \inf_{x \in A_\sigma \cup A'_\sigma} f(x) \geq \frac{1}{v_d(2\sigma/(\alpha + 2))^d} \cdot \frac{k}{n} \cdot \left(1 + \frac{\epsilon}{2}\right).$$

The lower bound on ϵ is at most $(9/10)^d$.

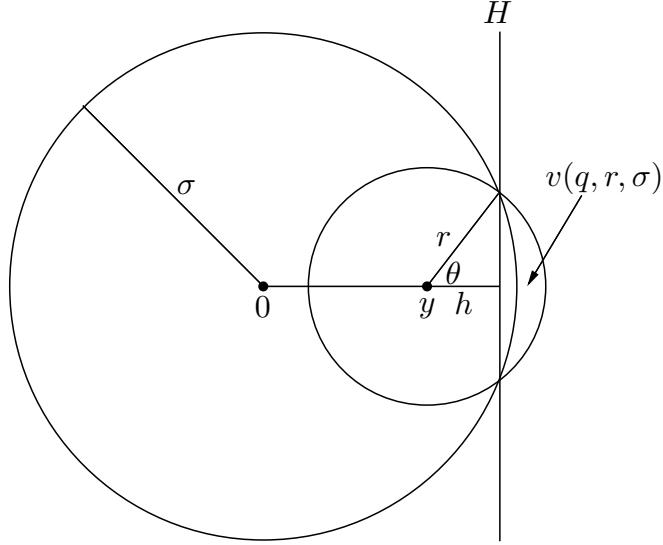


Figure 5: Balls $B(0, \sigma)$ and $B(y, r)$, where $\|y\| = q$.

Analysis overview

The main idea is to bound the volume $B(x, r) \setminus A_\sigma$ for a point x that lies in A_σ but not in $A_{\sigma-r}$. If this volume is small, then most of $B(x, r)$ is inside A_σ , and thus has density λ or more. To establish this bound, we begin with some notation.

Definition 19 For $r, q \leq \sigma$, define $v(q, r, \sigma)$ as the volume of the region $B(y, r) \setminus B(0, \sigma)$, for any y such that $\|y\| = q$. (By symmetry this volume is the same for all such y .) For an illustration, see Figure 12.1.

Lemma 20 Let $y \in A_q$ and $r, q \leq \sigma$. Then $\text{vol}(B(y, r) \setminus A_\sigma) \leq v(q, r, \sigma)$.

PROOF: As $y \in A_q$, there exists some $y' \in A$ such that $\|y - y'\| \leq q$. Let $q' = \|y - y'\|$. As A_σ contains $B(y', \sigma)$,

$$v(q', r, \sigma) = \text{vol}(B(y, r) \setminus B(y', \sigma)) \geq \text{vol}(B(y, r) \setminus A_\sigma)$$

The observation that for $q' \leq q$, $v(q', r, \sigma) \leq v(q, r, \sigma)$ concludes the lemma. \square

Lemma 21 Let $r \leq q = \sigma/(1 + 1/\sqrt{2})$. Then,

$$v(q, r, \sigma) \leq \frac{1}{2} \left(\frac{7 + 4\sqrt{2}}{16} \right)^{-d/2} v_d r^d$$

PROOF: WLOG, suppose that y lies along the first coordinate axis. If $r \leq \sigma - q$, the sphere $B(0, \sigma) \supseteq B(y, r)$, and thus $v(q, r, \sigma) = 0$. Thus, for the rest of the proof, we assume that $r > \sigma - q$.

Let H be the $(d-1)$ -dimensional hyperplane that contains the intersection of the spherical surfaces of $B(0, \sigma)$ and $B(y, r)$ – see Figure 12.1. By spherical symmetry, H is orthogonal to the first coordinate axis. Let h be the distance between y and H , and let $\theta = \arccos(h/r)$.

Any $x \in B(y, r) \setminus B(0, \sigma)$ also lies to the right of the hyperplane H in Figure 12.1. $v(q, r, \sigma)$ is thus at most the volume of a spherical cap of $B(y, r)$ that subtends an angle θ at the center y . If $0 < \theta < \pi/2$, that is, if the center y lies to the left of H , then we can upper-bound this volume by that of the smallest enclosing hemisphere. A simple calculation shows that the latter is $(1/2)v_d r^d \sin^d \theta$.

We first calculate $\sin \theta$ for $r = q$. Let x_1 be the first coordinate of any point on the intersection of the spherical surfaces of $B(0, \sigma)$ and $B(y, r)$. Then, $x_1^2 - (x_1 - q)^2 = \sigma^2 - r^2$. Plugging in the values of q and r in terms of σ , $x_1 = \sigma^2/2q = \frac{(1+\sqrt{2})\sigma}{2\sqrt{2}}$, which we verify is to the left of H .

Simple algebra now shows that $\sin \theta = \frac{\sqrt{7+4\sqrt{2}}}{4}$, from which $v(q, r, \sigma) \leq \frac{1}{2} \left(\frac{7+4\sqrt{2}}{16} \right)^{-d/2} v_d r^d$.

For smaller r , observe that for a fixed q , the distance h increases with decreasing r , along with decreasing θ . As the volume of the spherical cap also decreases with decreasing θ , the lemma follows. \square

Analysis: separation

Lemma 22 *Let $\alpha \geq \sqrt{2}$, and let $q = \sigma/(1 + 1/\sqrt{2})$. Pick $0 < r < 2\sigma/(\alpha + 2)$ such that*

$$\begin{aligned} (v_d r^d - v(q, r, \sigma))\lambda &\geq \frac{k}{n} + \frac{C_\delta}{n} \sqrt{kd \log n} \\ v_d r^d \lambda (1 - \epsilon) &< \frac{k}{n} - \frac{C_\delta}{n} \sqrt{kd \log n} \end{aligned}$$

Then with probability $> 1 - \delta$:

1. G_r contains all points in $(A_q \cup A'_q) \cap X_n$ and no points in $S_{\sigma-r} \cap X_n$.
2. $A \cap X_n$ is disconnected from $A' \cap X_n$ in G_r .

PROOF: Notice first of all that $r \leq q$. From Lemma 20, for any point $x \in (A_q \cup A'_q)$, $v(q, r, \sigma)$ is at most the volume of $B(x, r)$ that lies outside $A_\sigma \cup A'_\sigma$; therefore, $f(B(x, r)) \geq (v_d r^d - v(q, r, \sigma))\lambda$, and thus, by Lemma 7, x has at least k neighbors within radius r . Likewise, any point $x \in S_{\sigma-r}$ has $f(B(x, r)) < v_d r^d \lambda (1 - \epsilon)$; and thus, by Lemma 7, has strictly fewer than k neighbors within distance r . This establishes (1).

For (2), since points in $S_{\sigma-r}$ are absent from G_r , any path from A to A' in that graph must have an edge across $S_{\sigma-r}$. But any such edge has length at least $2(\sigma - r) > \alpha r$ and is thus not in G_r . \square

Definition 23 *Define $r(\lambda)$ to be the value of r for which $(v_d r^d - v(q, r, \sigma))\lambda = \frac{k}{n} + \frac{C_\delta}{n} \sqrt{kd \log n}$.*

To satisfy the conditions of Lemma 22, recall that if $\epsilon > \left(\frac{7+4\sqrt{2}}{16} \right)^{-d/2}$, it suffices to take $k \geq 16C_\delta^2(d/\epsilon^2) \log n$; this is what we use.

Analysis: connectedness

To show that points in A (and similarly A') are connected in $G_{r(\lambda)}$, we observe that as all $x \in A_q \cup A'_q$ are active, the arguments of Theorem 11 follow exactly as before, provided $r \leq \sigma/(1 + 1/\sqrt{2})$. Since $\alpha \geq \sqrt{2}$, this condition holds for any $r \leq 2\sigma/(\alpha + 2)$.

To complete the proof of Theorem 18, take $k = 16C_\delta^2(d/\epsilon^2) \log n$, which satisfies the requirements of Lemma 22 as well as those of Theorem 11. The relationship that defines $r(\lambda)$ (Definition 23) then translates into

$$(v_d r^d - v(q, r, \sigma))\lambda = \frac{k}{n} \left(1 + \frac{\epsilon}{2} \right).$$

This shows that clusters at density level λ emerge when the growing radius r of the cluster tree algorithm reaches roughly $(k/(\lambda v_d n))^{1/d}$. In order for (σ, ϵ) -separated clusters to be distinguished, we need this radius to be at most $2\sigma/(2 + \alpha)$; this is what yields the final lower bound on λ .

12.2 Better rates when the density is Lipschitz

In this section, we establish an even sharper upper bound on the rate of convergence, provided the density f is smooth. In particular, we assume that f is Lipschitz, with a Lipschitz constant ℓ .

Theorem 24 *Theorem 6 holds if the density f has Lipschitz constant ℓ and if the condition (*) is replaced by:*

$$\lambda := \inf_{x \in A_\sigma \cup A'_\sigma} f(x) \geq \frac{1}{v_d \tilde{\sigma}^d} \cdot \frac{k}{n} \cdot \left(1 + \frac{\epsilon}{2}\right)$$

where $\tilde{\sigma} = \min(\sigma, \frac{\lambda \epsilon}{3\ell})$.

As usual, for the analysis we first treat separation, then connectedness.

Lemma 25 *Pick $0 < r \leq \tilde{\sigma}$, $\alpha < 2$, such that*

$$\begin{aligned} v_d r^d (\lambda - \tilde{\sigma} \ell) &\geq \frac{k}{n} + \frac{C_\delta}{n} \sqrt{kd \log n} \\ v_d r^d (\lambda (1 - \epsilon) + \tilde{\sigma} \ell) &< \frac{k}{n} - \frac{C_\delta}{n} \sqrt{kd \log n} \end{aligned}$$

(recall that v_d is the volume of the unit ball in \mathbb{R}^d). Then with probability $> 1 - \delta$:

1. G_r contains all points in $(A_\sigma \cup A'_\sigma) \cap X_n$ and no points in $S_\sigma \cap X_n$.
2. $A \cap X_n$ is disconnected from $A' \cap X_n$ in G_r .

PROOF: For (1), if $r \leq \tilde{\sigma}$, for any point $x \in (A_\sigma \cup A'_\sigma)$, the density in any $y \in B(x, r)$ is at least $\lambda - \tilde{\sigma} \ell$. Therefore, $f(B(x, r)) \geq v_d r^d (\lambda - \tilde{\sigma} \ell)$; and thus, by Lemma 7, has at least k neighbors within radius r . Likewise, for $r \leq \tilde{\sigma}$, any point $x \in S_\sigma$ has $f(B(x, r)) < v_d r^d (\lambda (1 - \epsilon) + \tilde{\sigma} \ell)$; and thus, by Lemma 7, has strictly fewer than k neighbors within distance r .

For (2), since points in S_σ are absent from G_r , any path from A to A' in that graph must have an edge across S_σ . But any such edge has length at least $2\sigma > \alpha r$ (as $r \leq \tilde{\sigma} \leq \sigma$, and $\alpha \leq 2$) and is thus not in G_r . \square

Definition 26 *Define $r(\lambda)$ to be the value of r for which $v_d r^d (\lambda - \tilde{\sigma} \ell) = \frac{k}{n} + \frac{C_\delta}{n} \sqrt{kd \log n}$.*

As $\tilde{\sigma} \leq \lambda \epsilon / 3\ell$, to satisfy the conditions of Lemma 25, it suffices to take $k \geq 36C_\delta^2 (d/\epsilon^2) \log n$; this is what we use.

We now need to show that points in A (and similarly A') are connected in $G_{r(\lambda)}$. To show this, note that under the conditions on ℓ the proof of Theorem 11 applies for $r = \tilde{\sigma}$, and $\alpha = \sqrt{2}$.

To complete the proof of Theorem 24, take $k = 36C_\delta^2 (d/\epsilon^2) \log n$, which satisfies the requirements of Lemma 25 as well as those of Theorem 11. The relationship that defines $r(\lambda)$ (Definition 26) then translates into

$$v_d r^d (\lambda - \tilde{\sigma} \ell) = \frac{k}{n} \left(1 + \frac{\epsilon}{2}\right).$$

This shows that clusters at density level λ emerge when the growing radius r of the cluster tree algorithm reaches roughly $(k/(\lambda v_d n))^{1/d}$. In order for (σ, ϵ) -separated clusters to be distinguished, we need this radius to be at most $\tilde{\sigma}$; this is what yields the final lower bound on λ .