

Arrays

Introduction to Programming and
Computational Problem Solving II

CSE 8B

Lecture 8

Announcements

- Assignment 3 is due today, 11:59 PM
 - Upgrade beginning Feb 6, 12:01 AM
- Assignment 4 will be released today
 - Due Feb 10, 11:59 PM

Arrays

- An array is a data structure that represents a collection of the same types of data

[0]	5.6
[1]	4.5
[2]	3.3
[3]	13.2
[4]	4.0
[5]	34.33
[6]	34.0
[7]	45.45
[8]	99.993
[9]	11123

← Element value

1-dimensional array

	[0]	[1]	[2]	[3]	[4]
[0]	0	0	0	0	0
[1]	0	0	0	0	0
[2]	0	7	0	0	0
[3]	0	0	0	0	0
[4]	0	0	0	0	0

2-dimensional array

Declaring array variables

```
datatype[] arrayRefVar;
```

- For example

```
double[] myList;
```

If a variable does not contain a reference to an array, the value of the variable is `null`

```
datatype arrayRefVar[];
```

- For example

```
double myList[];
```

This style is allowed, but not preferred

Creating arrays

```
arrayRefVar = new datatype[arraySize];
```

- For example

```
myList = new double[10];
```

- `myList[0]` references the first element in the array
- `myList[9]` references the last element in the array

Declaring and creating in one step

```
datatype[] arrayRefVar = new datatype[arraySize];
```

- For example

```
double[] myList = new double[10];
```

The length of an array

- Once an array is created, its size is fixed (i.e., it cannot be changed)
- You can find its size using `arrayRefVar.length`
- For example,

```
double[] myList = new double[10];  
myList.length returns 10
```

Default values

- When an array is created, its elements are assigned the default value of:
 - 0 for the numeric primitive data types
 - '\u0000' for char type
 - false for boolean type

Indexed variables

- The array elements are accessed through the index
- The array indices are **0-based**
 - From 0 to `arrayRefVar.length-1`
- Each element in the array is represented using the following syntax, known as an *indexed variable*

```
arrayRefVar[index];
```

Using indexed variables

- After an array is created, an indexed variable can be used in the same way as a regular variable

- For example

```
myList[2] = myList[0] + myList[1];
```

Array initializers

- Declaring, creating, and initializing in one step
`double[] myList = {1.9, 2.9, 3.4, 3.5};`
- This shorthand syntax must be in one statement
 - The above statement is equivalent to the following statements

```
double[] myList = new double[4];  
myList[0] = 1.9;  
myList[1] = 2.9;  
myList[2] = 3.4;  
myList[3] = 3.5;
```

Initializing arrays

- Initializing arrays with input values

```
java.util.Scanner input = new java.util.Scanner(System.in);
System.out.print("Enter " + myList.length + " values: ");
for (int i = 0; i < myList.length; i++)
    myList[i] = input.nextDouble();
```

- Initializing arrays with random values

```
for (int i = 0; i < myList.length; i++) {
    myList[i] = Math.random() * 100;
}
```

Processing arrays

- Summing all elements

```
double total = 0;
for (int i = 0; i < myList.length; i++) {
    total += myList[i];
}
```

- Finding the element with the maximum value

```
double max = myList[0];
for (int i = 1; i < myList.length; i++) {
    if (myList[i] > max) max = myList[i];
}
```

Printing arrays

```
for (int i = 0; i < myList.length; i++) {  
    System.out.print(myList[i] + " ");  
}
```

Foreach loops

- Traverse the complete array **sequentially** without using an index variable

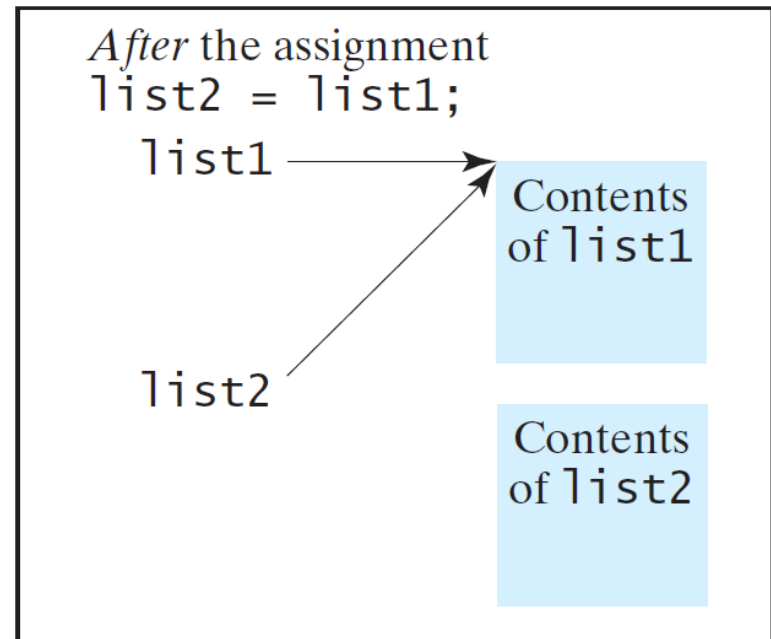
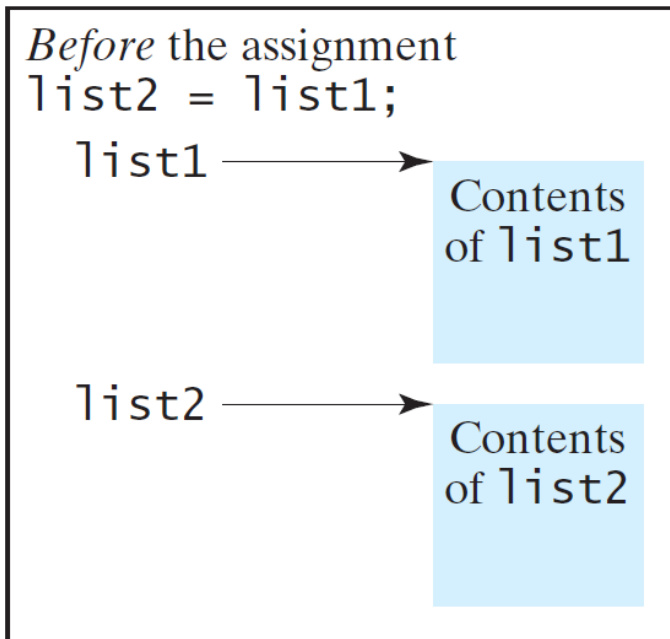
```
for (elementType value : arrayRefVar) {  
    // Process the value  
}
```
- For example

```
for (double value : myList)  
    System.out.println(value);
```
- You still must use an index variable if you wish to traverse the array in a different order or change the elements in the array

Copying arrays

- **The assignment statement does not copy the contents, it only copies the *reference value***

```
list2 = list1;
```



Copying arrays

- **To copy contents of one array to another, you must copy the array's individual elements to the other array**

- Using a loop

```
int[] srcArray = {2, 3, 1, 5, 10};  
int[] destArray = new int[srcArray.length];  
for (int i = 0; i < destArray.length; i++)  
    destArray[i] = srcArray[i];
```

Copying arrays

- Using the `System.arraycopy` method

- Java 8 API documentation

- <https://docs.oracle.com/javase/8/docs/api/java/lang/System.html#arraycopy-java.lang.Object-int-java.lang.Object-int-int>

- Java 11 API documentation

- [https://docs.oracle.com/en/java/javase/11/docs/api/java.base/java/lang/System.html#arraycopy\(java.lang.Object,int,java.lang.Object,int,int\)](https://docs.oracle.com/en/java/javase/11/docs/api/java.base/java/lang/System.html#arraycopy(java.lang.Object,int,java.lang.Object,int,int))

`System.arraycopy(srcArray, srcPos, destArray, destPos, length);`

- For example:

```
int[] srcArray = {2, 3, 1, 5, 10};  
int[] destArray = new int[srcArray.length];  
System.arraycopy(srcArray, 0, destArray, 0, destArray.length);
```

Passing arrays to methods

- When passing an array to a method, the **reference** of the array is passed to the method

```
public static void printArray(int[] array) {  
    for (int i = 0; i < array.length; i++) {  
        System.out.print(array[i] + " ");  
    }  
}
```

Invoke the method, example 1:

```
int[] list = {3, 1, 2, 6, 4, 2};  
printArray(list);
```

Invoke the method, example 2:

```
printArray(new int[]{3, 1, 2, 6, 4, 2});
```

Anonymous array

- The statement

```
printArray(new int[]{3, 1, 2, 6, 4, 2});
```

creates an array using the syntax

```
new dataType[]{literal0, literal1, ..., literalk};
```

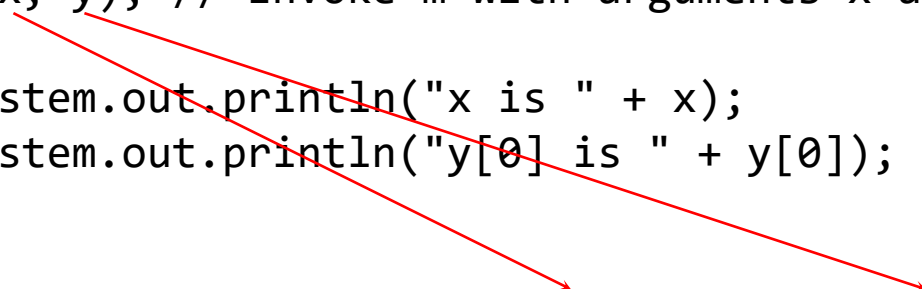
- There is no explicit reference variable for the array (i.e., it is unnamed)
- Such an array is called an *anonymous array*

Pass by value

- Remember, Java uses **pass by value** to pass arguments to a method
- For a parameter of a primitive type, the **actual value** is passed
 - Changing the value of the local parameter inside the method **does not** affect the value of the variable outside the method
- For a parameter of an array type, the **reference value** is passed
 - Any changes to the array that occur inside the method body **does** affect the original array that was passed as the argument

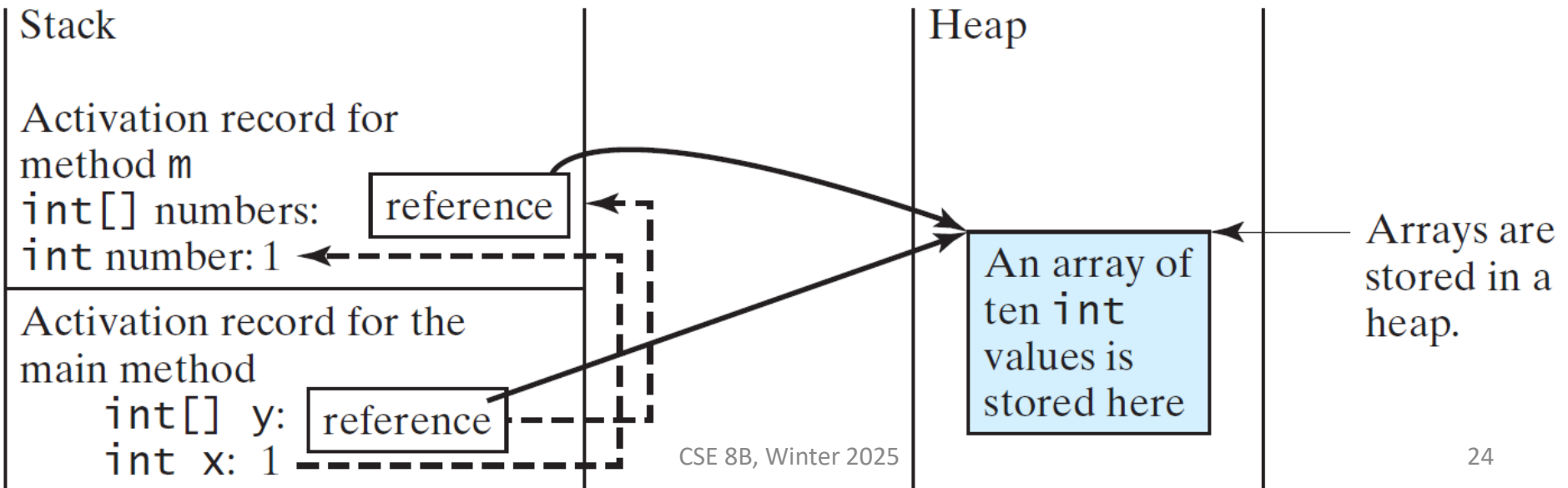
Pass by value

```
public class Test {  
    public static void main(String[] args) {  
        int x = 1; // x represents an int value  
        int[] y = new int[10]; // y represents an array of int values  
  
        m(x, y); // Invoke m with arguments x and y  
  
        System.out.println("x is " + x);  
        System.out.println("y[0] is " + y[0]);  
    }  
  
    public static void m(int number, int[] numbers) {  
        number = 1001; // Assign a new value to number  
        numbers[0] = 5555; // Assign a new value to numbers[0]  
    }  
}
```



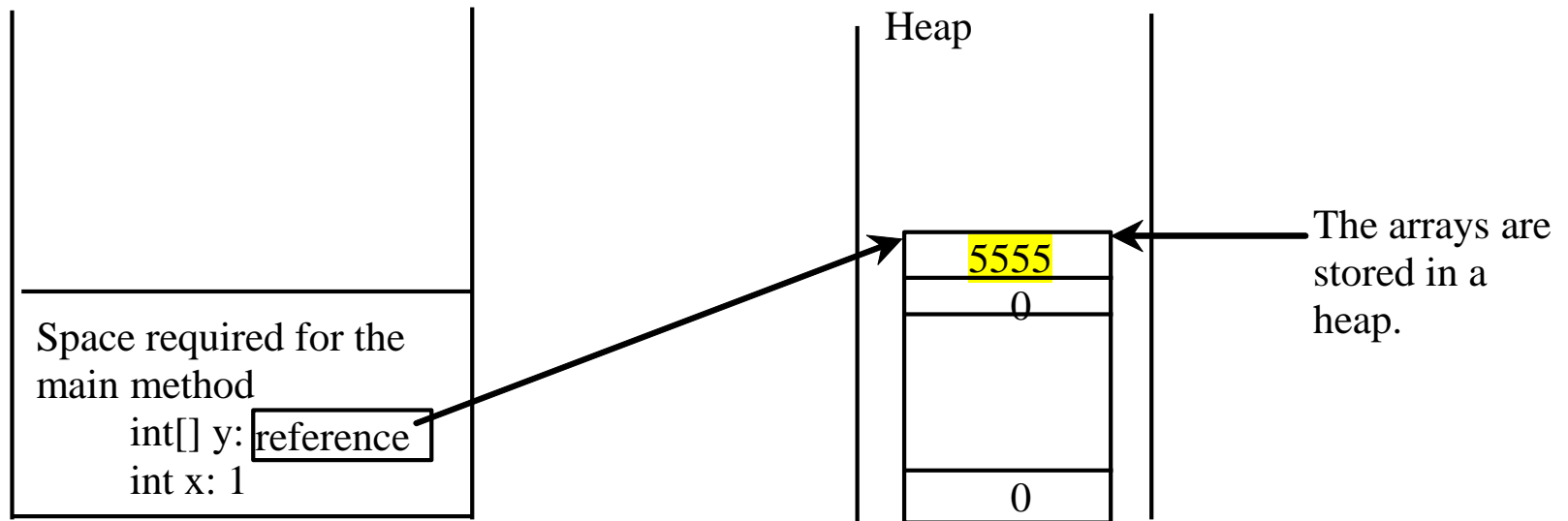
Pass by value

- When invoking $m(x, y)$, the values of x and y are passed to `number` and `numbers`
- Since y contains the reference value to the array, `numbers` now contains the same reference value to the same array




Heap

- The Java Virtual Machine (JVM) stores the array in an area of memory called the *heap*, which is used for dynamic memory allocation



Returning an array from a method

```
int[] list1 = {1, 2, 3, 4, 5, 6};  
int[] list2 = reverse(list1);
```



```
public static int[] reverse(int[] list) {  
    int[] result = new int[list.length];  
  
    int j = result.length - 1;  
    for (int i = 0; i < list.length; i++) {  
        result[j] = list[i];  
        j--;  
    }  
  
    return result;  
}
```

Array operations

- The `java.util.Arrays` class contains useful methods for common array operations
 - <https://docs.oracle.com/javase/8/docs/api/java/util/Arrays.html>
 - <https://docs.oracle.com/en/java/javase/11/docs/api/java.base/java/util/Arrays.html>
- Sorting arrays
 - For example, `java.util.Arrays.sort`
- Searching arrays
 - For example, `java.util.Arrays.binarySearch` (a sorted in ascending order array)
- Check whether two arrays are strictly equal
 - `java.util.Arrays.equals`
- Fill all or part of an array
 - `java.util.Arrays.fill`
- Return a string that represents all elements in an array
 - `java.util.Arrays.toString`

Command-line parameters

```
class TestMain {  
    public static void main(String[] args) {  
        ...  
    }  
}
```

```
java TestMain arg0 arg1 arg2 ... argn
```

- In the main method, get the arguments from `args[0]`, `args[1]`, ..., `args[n]`, which corresponds to `arg0`, `arg1`, ..., `argn` in the command line

Two-dimensional arrays

```
// Declare array reference variable  
dataType[][] refVar; // preferred  
dataType refVar[][];
```

If a variable does not contain a reference to an array, the value of the variable is `null`

```
// Create array and assign its reference to variable  
refVar = new dataType[arrayRows][arrayCols];
```

```
// Combine declaration and creation in one statement  
dataType[][] refVar = new dataType[arrayRows][arrayCols];  
// Alternative syntax  
dataType refVar[][] = new dataType[arrayRows][arrayCols];
```

Two-dimensional arrays

- You can also use an array initializer to declare, create, and initialize a two-dimensional array
- For example

```
int[][] array = {  
    {1, 2, 3},  
    {4, 5, 6},  
    {7, 8, 9},  
    {10, 11, 12}  
};
```

Same as

```
int[][] array = new int[4][3];  
array[0][0] = 1; array[0][1] = 2; array[0][2] = 3;  
array[1][0] = 4; array[1][1] = 5; array[1][2] = 6;  
array[2][0] = 7; array[2][1] = 8; array[2][2] = 9;  
array[3][0] = 10; array[3][1] = 11; array[3][2] = 12;
```

A two-dimensional array is an **array of arrays**

Two-dimensional arrays

	[0]	[1]	[2]	[3]	[4]
[0]	0	0	0	0	0
[1]	0	0	0	0	0
[2]	0	0	0	0	0
[3]	0	0	0	0	0
[4]	0	0	0	0	0

	[0]	[1]	[2]	[3]	[4]
[0]	0	0	0	0	0
[1]	0	0	0	0	0
[2]	0	7	0	0	0
[3]	0	0	0	0	0
[4]	0	0	0	0	0

	[0]	[1]	[2]
[0]	1	2	3
[1]	4	5	6
[2]	7	8	9
[3]	10	11	12

```
matrix = new int[5][5];
```

Number of rows Number of columns

```
matrix[2][1] = 7;
```

Row Column

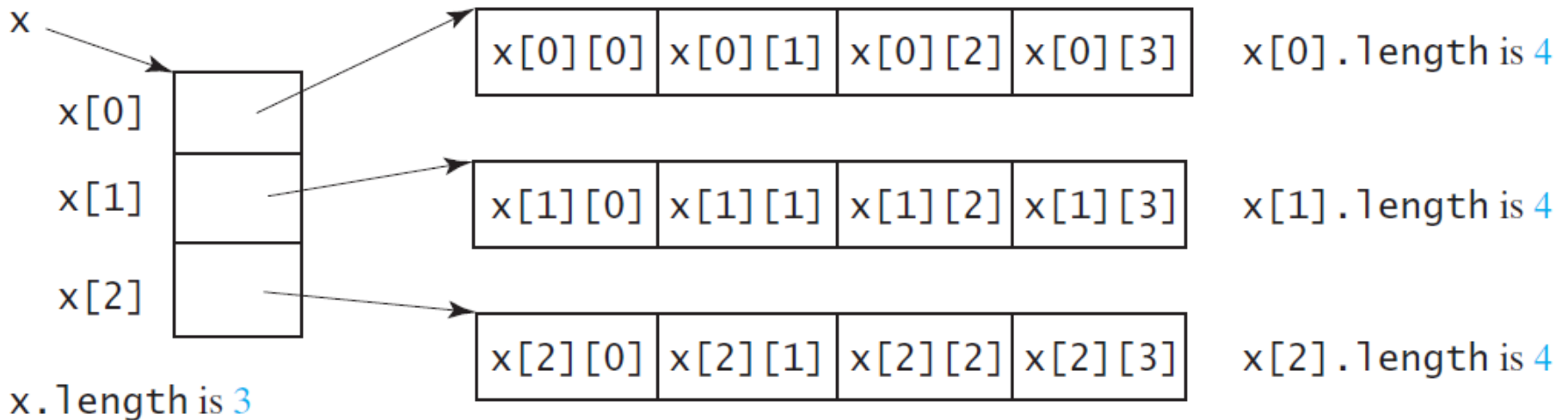
```
int[][] array = {  
    {1, 2, 3},  
    {4, 5, 6},  
    {7, 8, 9},  
    {10, 11, 12}  
};
```

A two-dimensional array is an **array of arrays**

Lengths of two-dimensional arrays

- A two-dimensional array is an **array of arrays**

```
int[][] x = new int[3][4];
```



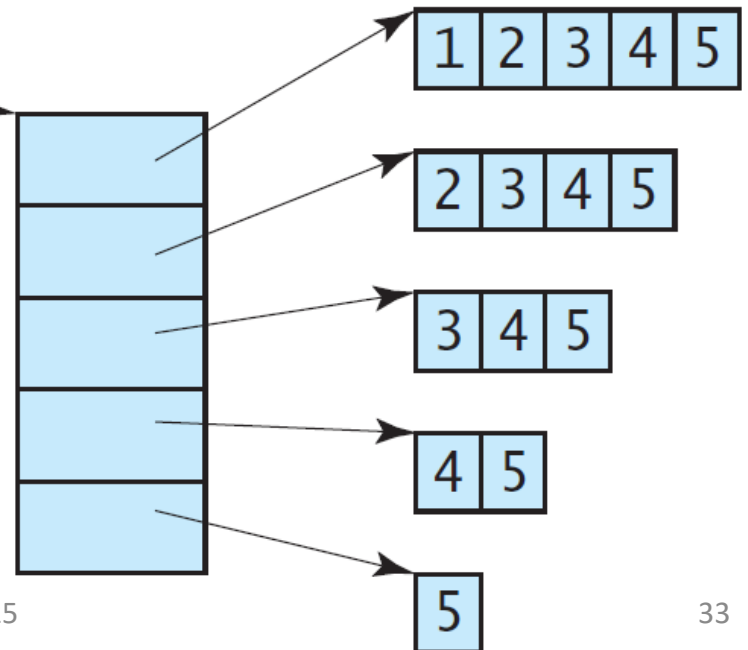
- Remember, last array is `x[x.length - 1]`

Ragged arrays

- Each row in a two-dimensional array is itself an array
- The rows can have different lengths
- If so, then the array is called a *ragged array*

```
int[][] triangleArray = {  
    {1, 2, 3, 4, 5},  
    {2, 3, 4, 5},  
    {3, 4, 5},  
    {4, 5},  
    {5}  
};
```

```
triangleArray.length is 5  
triangleArray[0].length is 5  
triangleArray[1].length is 4  
triangleArray[2].length is 3  
triangleArray[3].length is 2  
triangleArray[4].length is 1
```



Initializing two-dimensional arrays

- Initializing arrays with input values

```
java.util.Scanner input = new Scanner(System.in);
System.out.println("Enter " + matrix.length + " rows and " +
    matrix[0].length + " columns: ");
for (int row = 0; row < matrix.length; row++) {
    for (int column = 0; column < matrix[row].length; column++) {
        matrix[row][column] = input.nextInt();
    }
}
```

- Initializing arrays with random values

```
for (int row = 0; row < matrix.length; row++) {
    for (int column = 0; column < matrix[row].length; column++) {
        matrix[row][column] = (int)(Math.random() * 100);
    }
}
```

Two-dimensional arrays

- Nested for loops are often used to process a two-dimensional array
- When passing a two-dimensional array to a method, the reference of the array is passed to the method
 - Just like methods and one-dimensional arrays
 - Any changes to the array that occur inside the method body will affect the original array that was passed as the argument

Higher dimensional arrays

- Occasionally, you will need to represent n -dimensional data structures
- In Java, you can create n -dimensional arrays for any integer n
- The way to declare two-dimensional array variables and create two-dimensional arrays can be generalized to declare n -dimensional array variables and create n -dimensional arrays for $n \geq 3$

Three-dimensional arrays

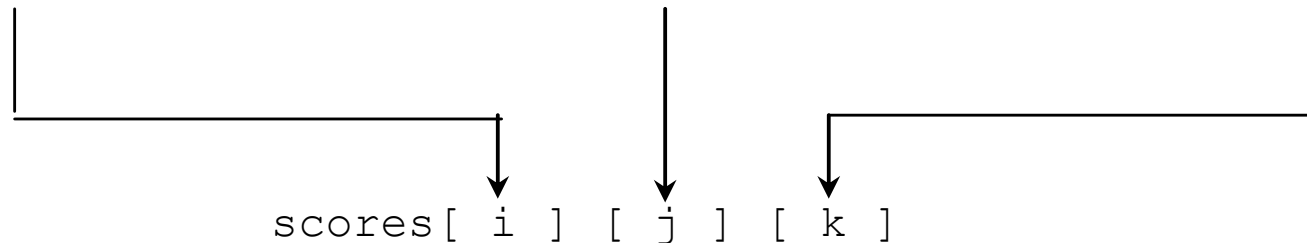
- A three-dimensional array is an array of two-dimensional arrays

```
double[][][] scores = {
    {{7.5, 20.5}, {9.0, 22.5}, {15, 33.5}, {13, 21.5}, {15, 2.5}},
    {{4.5, 21.5}, {9.0, 22.5}, {15, 34.5}, {12, 20.5}, {14, 9.5}},
    {{6.5, 30.5}, {9.4, 10.5}, {11, 33.5}, {11, 23.5}, {10, 2.5}},
    {{6.5, 23.5}, {9.4, 32.5}, {13, 34.5}, {11, 20.5}, {16, 7.5}},
    {{8.5, 26.5}, {9.4, 52.5}, {13, 36.5}, {13, 24.5}, {16, 2.5}},
    {{9.5, 20.5}, {9.4, 42.5}, {13, 31.5}, {12, 20.5}, {16, 6.5}}
};
```

Which student

Which exam

Multiple-choice or essay



Next Lecture

- Objects and classes