

Scene graph

Computer Graphics

CSE 167

Lecture 10

Scene graph

- Data structure for intuitive construction of 3D scenes
- So far, our GLFW-based projects store a linear list of objects
- This approach does not scale to large numbers of objects in complex, dynamic scenes

Data structure

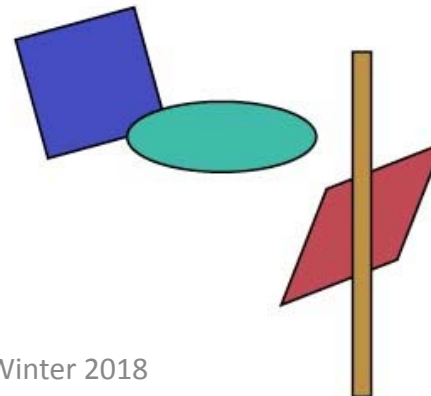
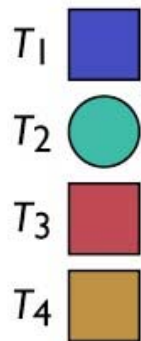
- Requirements
 - Collection of separable geometry models
 - Organized in groups
 - Related via hierarchical transformations
- Use a tree structure
- Nodes have associated local coordinates
- Different types of nodes
 - Geometry
 - Transformations
 - Lights
 - Many more

Class hierarchy

- Many designs possible
- Design driven by intended application
 - Games
 - Optimized for speed
 - Large-scale visualization
 - Optimized for memory requirements
 - Modeling system
 - Optimized for editing flexibility

Data structures with transforms

- Representing a drawing (“scene”)
- List of objects
- Transform for each object
 - Can use minimal primitives: ellipse is transformed circle
 - Transform applies to points of object



Example

- Can represent drawing with flat list
 - But editing operations require updating many transforms

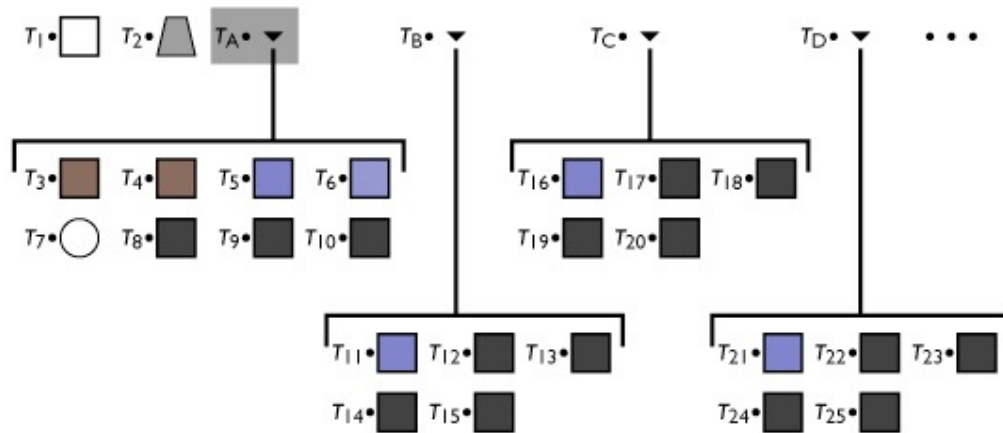


Groups of objects

- Treat a set of objects as one
- Introduce new object type: group
 - Contains list of references to member objects
- This makes the model into a tree
 - Interior nodes = groups
 - Leaf nodes = objects
 - Edges = membership of object in group

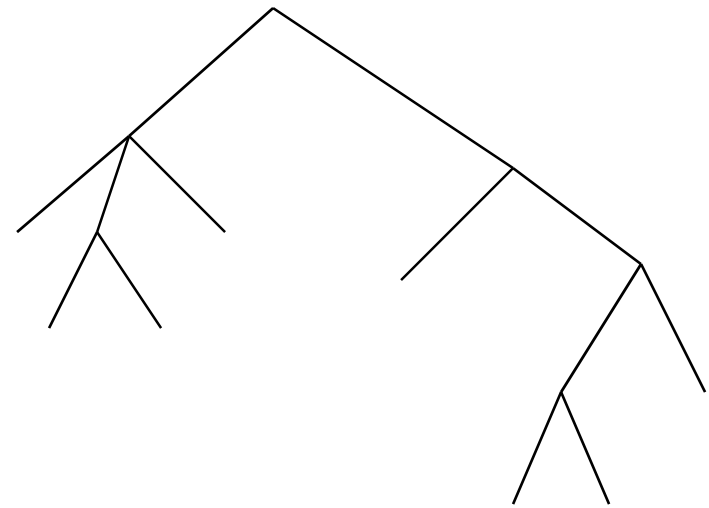
Example

- Add group as a new object type
 - Lets the data structure reflect the drawing structure
 - Enables high-level editing by changing just one node



The scene graph (tree)

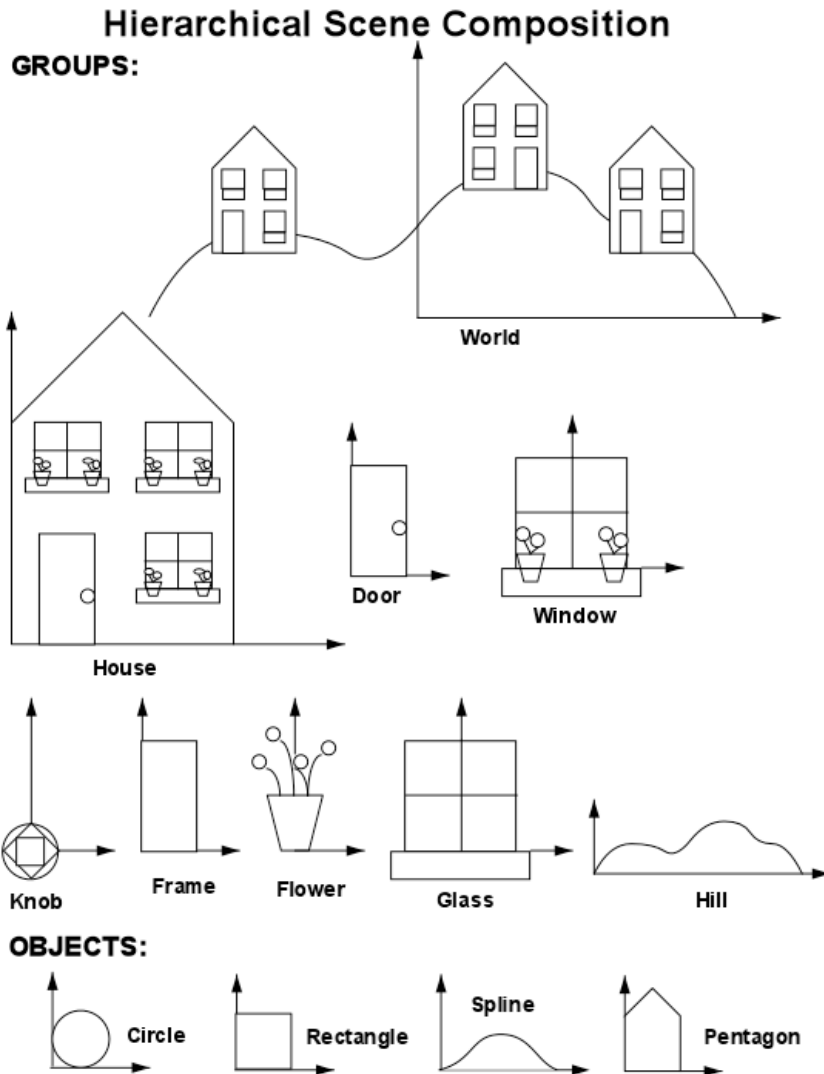
- A name given to various kinds of graph structures (nodes connected together) used to represent scenes
- Simplest form: tree
 - Just saw this
 - Every node has one parent
 - Leaf nodes are identified with objects in the scene



Concatenation and hierarchy

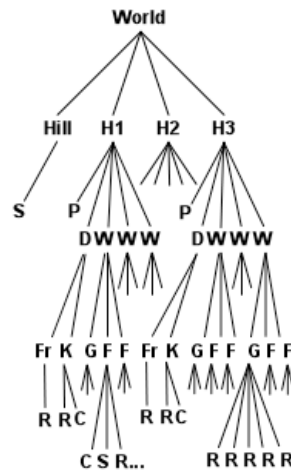
- Transforms associated with nodes or edges
- Each transform applies to all geometry below it
 - Want group transform to transform each member
 - Members already transformed—concatenate
- Frame transform for object is product of all matrices along path from root
 - Each object's transform describes relationship between its local coordinates and its group's coordinates
 - Frame-to-world transform is the result of repeatedly changing coordinates from group to containing group

Hierarchical scene



Hierarchical Scene Descriptions

A fully instantiated, hierarchical Scene Tree

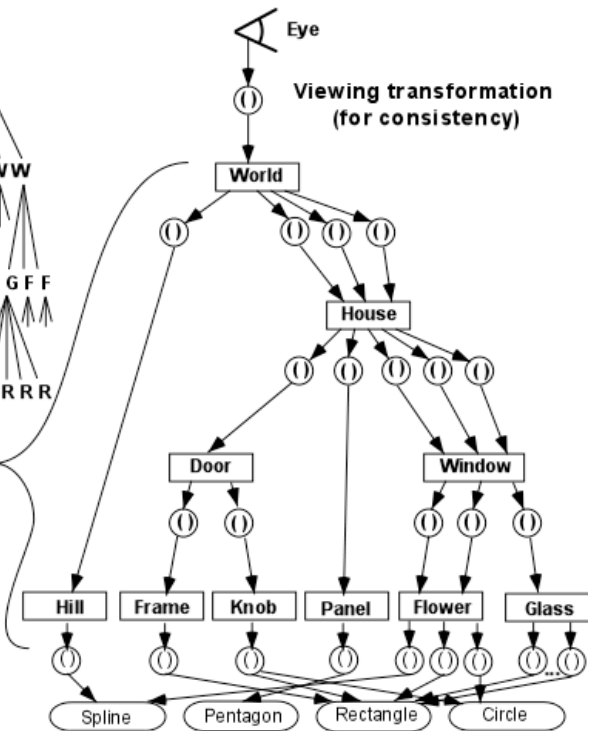


Scene Graph (DAG) containing **Objects** and **Groups**

with Transformations on all Instances: (\circ) (=Inclusions, Invocations)

GROUPS:

OBJECTS:



Variants of the scene graph

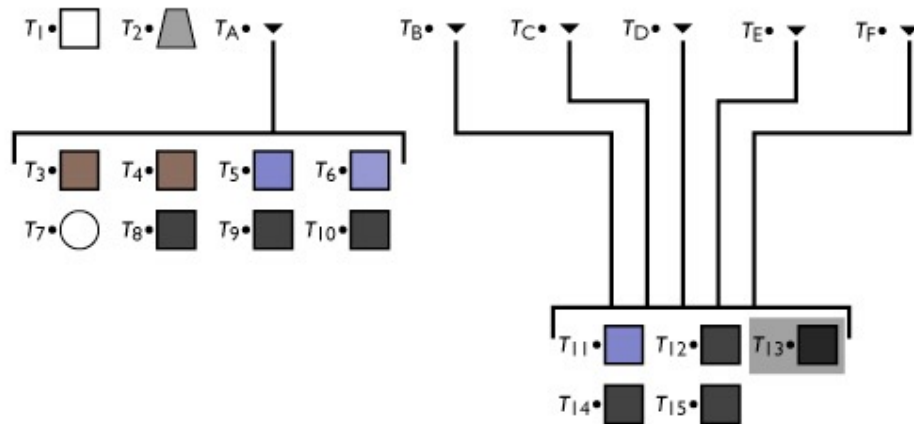
- Parenting
 - Allow any object to have child objects
 - Every object is effectively also a group
 - Common in 3D modeling packages
- Instancing
 - Allow objects to belong to multiple parents/groups
 - Creates multiple copies of geometry

Instances

- Simple idea: allow an object to be a member of more than one group at once
 - Transform different in each case
 - Leads to linked copies
 - Single editing operation changes all instances

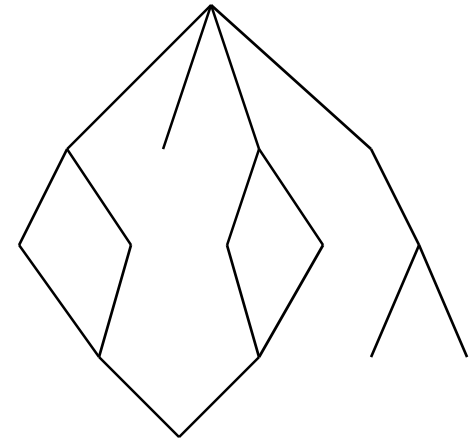
Example

- Allow multiple references to nodes
 - Reflects more of drawing structure
 - Allows editing of repeated parts in one operation



The scene graph (with instances)

- With instances, there is no more tree
 - An object that is instanced multiple times has more than one parent
- Transform tree becomes a directed acyclic graph (DAG)
 - Group is not allowed to contain itself, even indirectly
- Transforms still accumulate along path from root
 - Now paths from root to leaves are identified with scene objects



Implementing a hierarchy

- Define shapes and groups as derived from single class

```
abstract class Shape {  
    void draw();  
}
```

```
class Square extends Shape {  
    void draw() {  
        // draw unit square  
    }  
}
```

```
class Circle extends Shape {  
    void draw() {  
        // draw unit circle  
    }  
}
```


Implementing traversal

- Pass a transform down the hierarchy
 - Before drawing, concatenate

```
abstract class Shape {  
    void draw(Transform t_c);  
}
```

```
class Square extends Shape {  
    void draw(Transform t_c) {  
        // draw t_c * unit square  
    }  
}
```

```
class Circle extends Shape {  
    void draw(Transform t_c) {  
        // draw t_c * unit circle  
    }  
}
```

```
class Group extends Shape {  
    Transform t;  
    ShapeList members;  
    void draw(Transform t_c) {  
        for (m in members) {  
            m.draw(t_c * t);  
        }  
    }  
}
```

Basic scene graph operations

- Editing a transformation
 - Good to present usable user interface
- Getting transform of object in world frame
 - Traverse path from root to leaf
- Grouping and ungrouping
 - Can do these operations without moving anything
 - Group: insert identity node
 - Ungroup: remove node, push transform to children
- Reparenting
 - Move node from one parent to another
 - Can do without altering position

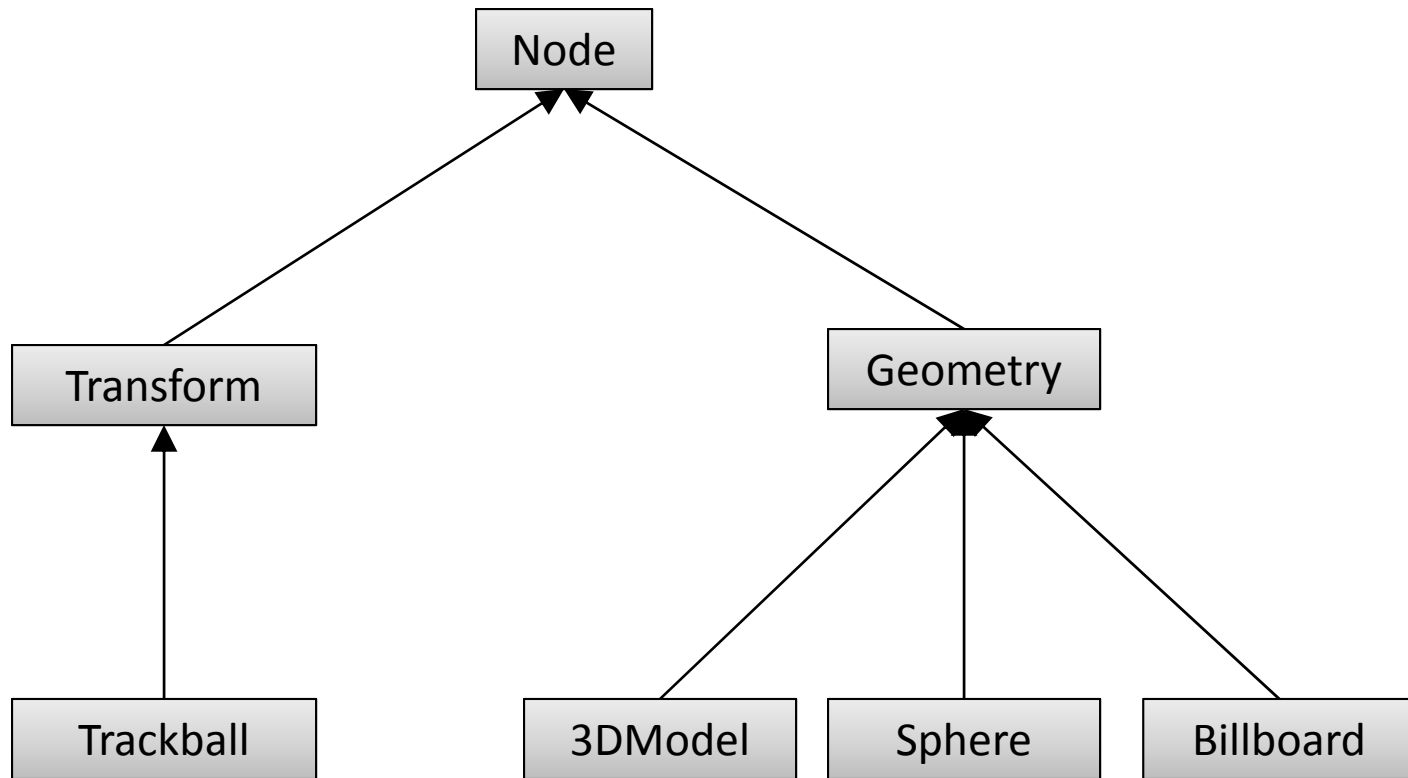
Adding more than geometry

- Objects have properties besides shape
 - Color, shading parameters
 - Approximation parameters (e.g., precision of subdividing curved surfaces into triangles)
 - Behavior in response to user input
 - Etc.
- Setting properties for entire groups is useful
 - Paint entire window green
- Many systems include some kind of property nodes
 - In traversal they are read as, e.g., “set current color”



Scene graph variations

- Where transforms go
 - In every node
 - On edges
 - In group nodes only
 - In special Transform nodes
- Tree vs. directed acyclic graph (DAG)
- Nodes for cameras and lights?

Example class hierarchy

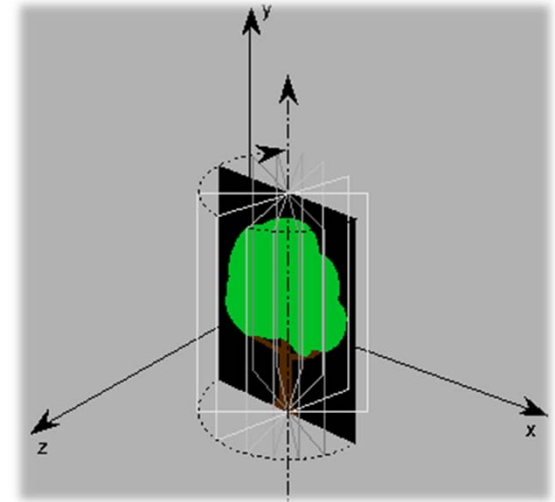



Class hierarchy

- Node
 - Common base class for all node types
 - Stores node name, pointer to parent, bounding box
- Geometry 
 - Sets the modelview matrix to the current C matrix
 - Has a class method which draws its associated geometry
- Transform 
 - Stores list of children
 - Stores 4x4 matrix for affine transformation

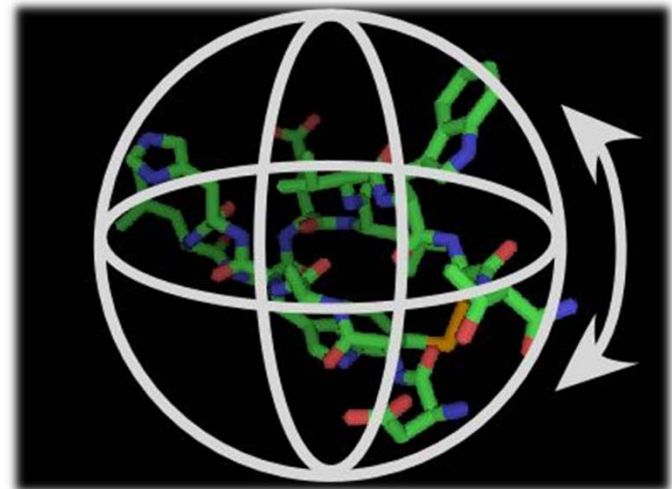
Class hierarchy

- Sphere
 - Derived from Geometry node
 - Pre-defined geometry with parameters, e.g., for tessellation level (number of triangles), solid/wireframe, etc.
- Billboard
 - Special geometry node to display an image always facing the viewer

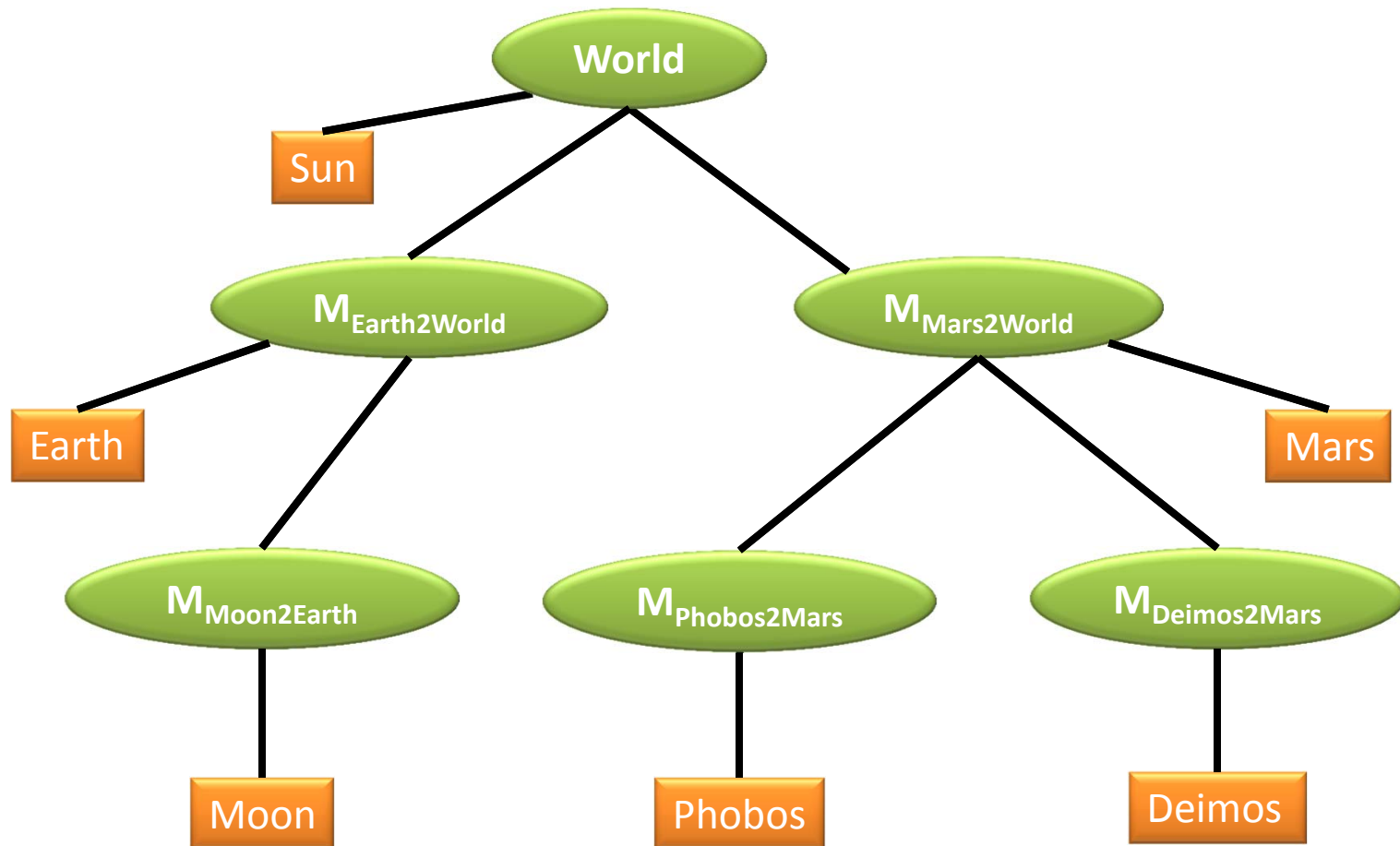


Class hierarchy

- 3DModel
 - Takes file name to load 3D model file
- Trackball
 - Creates the matrix transformation based on a virtual trackball controlled with the mouse



Scene graph for solar system



Building the solar system

```
// create sun:
world = new Transform();
world.addChild(new Model("Sun.obj"));

// create planets:
earth2world = new Transform(...);
mars2world = new Transform(...);
earth2world.addChild(new Model("Earth.obj"));
mars2world.addChild(new Model("Mars.obj"));
world.addChild(earth2world);
world.addChild(mars2world);

// create moons:
moon2earth = new Transform(...);
phobos2mars = new Transform(...);
deimos2mars = new Transform(...);
moon2earth.addChild(new Model("Moon.obj"));
phobos2mars.addChild(new Model("Phobos.obj"));
deimos2mars.addChild(new Model("Deimos.obj"));
earth2world.addChild(moon2earth);
mars2world.addChild(phobos2mars);
mars2world.addChild(deimos2mars);
```

Transformation calculations

- $\text{moon2world} = \text{moon2earth} * \text{earth2world};$
- $\text{phobos2world} = \text{phobos2mars} * \text{mars2world};$
- $\text{deimos2world} = \text{deimos2mars} * \text{mars2world};$

Scene Rendering

- Recursive draw calls

```
Transform::draw(Matrix4 M)
{
    M_new = M * MT;    // MT is a class member
    for all children
        draw(M_new);
}
```

```
Geometry::draw(Matrix4 M)
{
    setModelMatrix(M);
    render(myObject);
}
```

Initiate rendering with
`world->draw(IDENTITY);`

Modifying the scene

- Change tree structure
 - Add, delete, rearrange nodes
- Change node parameters
 - Transformation matrices
 - Shape of geometry data
 - Materials
- Create new node subclasses
 - Animation, triggered by timer events
 - Dynamic “helicopter-mounted” camera
 - Light source
- Create application dependent nodes
 - Video node
 - Web browser node
 - Video conferencing node
 - Terrain rendering node

Drawing a scene graph

- Draw scene with pre-and-post-order traversal
 - Apply node, draw children, undo node if applicable
- Nodes can carry out any function
 - Geometry, transforms, groups, color, etc.
- Requires stack to “undo” post children
 - Transform stacks in OpenGL
- Caching and instancing possible
- Remember: instances make it a directed acyclic graph (DAG), not strictly a tree

Benefits of a scene graph

- Can speed up rendering by efficiently using low-level API
 - Avoid state changes in rendering pipeline
 - Render objects with similar properties in batches (geometry, shaders, materials)
- Change parameter once to affect all instances of an object
- Abstraction from low level graphics API
 - Easier to write code
 - Code is more compact
- Can display complex objects with simple APIs
 - Example: osgEarth class provides scene graph node which renders a Google Earth-style planet surface with progressive refinement and data streaming from server

Graphics system architecture

- Interactive Applications
 - Video games, scientific visualization, virtual reality
- Rendering Engine, Scene Graph API
 - Implement functionality commonly required in applications
 - Back-ends for different low-level APIs
 - No broadly accepted standards
 - Examples: OpenSceneGraph, SceniX, Torque, Ogre
- Low-level graphics API
 - Interface to graphics hardware
 - Highly standardized: OpenGL, Direct3D

Scene graph APIs

- OpenSceneGraph (www.openscenegraph.org)
 - For scientific visualization, virtual reality, GIS (geographic information systems)
- NVIDIA SceniX
 - Optimized for shader support
 - Support for interactive ray tracing
 - <http://www.nvidia.com/object/scenix-home.html>
- Torque 3D
 - Open source game engine
 - For Windows and browser-based games
 - <http://www.garagegames.com/products/torque-3d>
- Ogre3D
 - Open source rendering engine
 - For Windows, Linux, OSX, Android, iOS, Javascript
 - <http://www.ogre3d.org/>

Commonly offered functionality

- Resource management
 - Content I/O (geometry, textures, materials, animation sequences)
 - Memory management
- High-level scene representation
 - Graph data structure
- Rendering
 - Optimized for efficiency (e.g., minimize OpenGL state changes)